

Tegometall

2023

EN

■ Reliability matters.

■ Zuverlässigkeit zählt.

DEAR READER,

Recent events have taught us the immense importance of solidarity; only by working together can we master global challenges. In any successful partnership, three factors are indispensable. These are trust, respect and reliability. All three factors are mutually dependent and can only grow at the same rate. We're proud to see these requirements met in all our relationships – with our customers, business partners and employees.

For more than fifty years, Tegometall has been a household name in the fields of shopfitting and storage technology.

Everyone knows we're the real deal. We earned our market leader role by focusing strongly on innovation, which in turn has always rested on a detailed prior examination of the market. How is retail developing? How is the market developing? What do our customers need? And how can we optimise our products and services to consistently offer perfectly tailored solutions?



We find the right answers for our retail customers every time – perfect shelving systems coupled with professional service. You can't put a price on our experience and expertise. But equally, we can't sit back and rest on either of these laurels, which is why we continue to invest in our employees as well as in our production and logistics processes, thus ensuring we always remain state of the art. Thanks to forward-thinking planning and automated production, we're able to cater to all your requests and orders.

In doing so, we're fully committed to our mutual business success – and also fully committed to our planet. Thankfully, our company has found a healthy balance between the two.

Dr Arndt Lüdtke

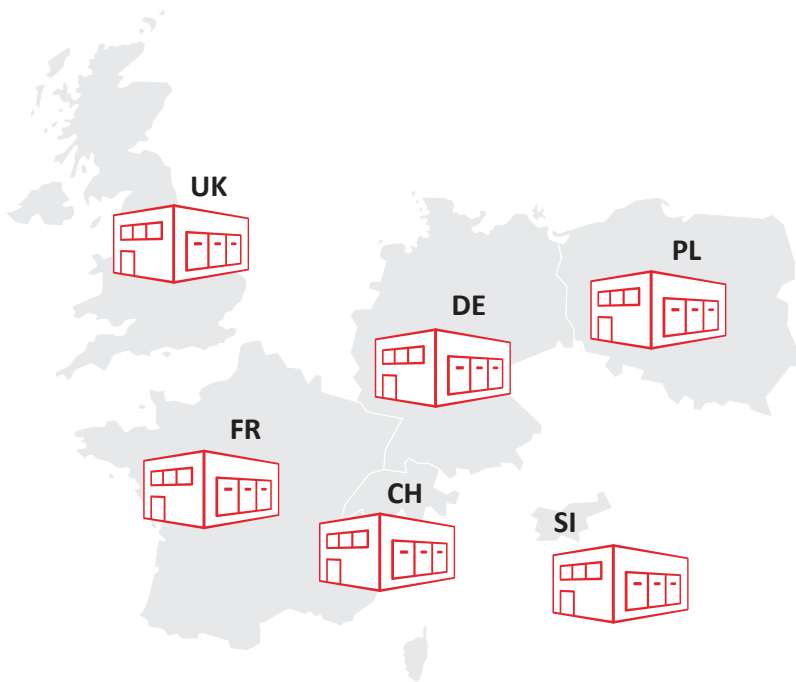
Jakob Bohnacker

Ulrich Bohnacker

'Our reliability as a shelving supplier stems from the fact that we continually optimise our logistics, shopfitting and assembly processes – and make them greener too.'

Dr Arndt Lüdtke

A STRONG PAST. A STRONG FUTURE.



- 2003**
Kunshan factory (CH)
- 2007**
Acquisition of ALPOS OPREMA TRGOVIN in Sentjur (SI). Galvanic plant in Pniewy (PL)
- 2008**
Toolmaking facility Munderkingen (DE)
- 2009**
Grantham factory (GB)
Installation of coil splitter in Sauldorf (DE)
- 2021**
Production in England, Grantham
Powder coating with robot welders
- 2022**
Winner of the German B2B Award Top shopfitter in the customer service and value for money category

50

1954
The company is founded by Rudolf Bohnacker.
First production site in Blaubeuren (DE)

60

1966
Krauchenwies (DE)
(shopfitting, logistics centre)

1968
Founding of the company Tegometall

70

1970s
Expansion of the shopfitting range and production capacities

80

1980s
Development of storage technology shelving

1990
Sauldorf (DE) (storage technology)

1993
Handover of the business to Ulrich Bohnacker

90

1994
Founding of Tegometall International AG (CH)

1995
Kreuzlingen factory (CH)

1996
Pniewy factory (PL), Bekescsaba factory (HU)

1998
Lengwil factory (CH)

00

2011
Start-up of EuroStore S.A.R.L. in Forbach (FR)

2016
Consolidation of the new locations

2016
Krauchenwies logistic centre (DE)

2018
Tegometall celebrates its 50th anniversary

10

2016
Consolidation of the new locations

2016
Krauchenwies logistic centre (DE)

2018
Tegometall celebrates its 50th anniversary

20

2016
Consolidation of the new locations

2016
Krauchenwies logistic centre (DE)

2018
Tegometall celebrates its 50th anniversary

FACTS & FIGURES

70

RETAIL PARTNERS
AROUND THE WORLD

700

EMPLOYEES

50

COUNTRIES

50

100 EXPORT COUNTRIES

YEAR-LONG TRADITION

100000 t

AMOUNT OF STEEL PROCESSED ANNUALLY

9

LOCATIONS

11700 t

FEWER CARBON EMISSIONS PER ANNUM
THANKS TO PHOTOVOLTAIC SYSTEM



QUALITIES YOU CAN COUNT ON

Our number one corporate value is absolute reliability – across every single aspect of our work. That’s why our customers regard us as more than just a manufacturer and supplier; they see us as a long-term partner. As such, it’s implicitly understood that we always deliver our products to the agreed place at the agreed time. With raw materials in short supply and transport routes subject to continual disruptions, making good on this promise is not always an easy task. However, we’ve laid the necessary groundwork to ensure we can consistently keep our word.

Premium quality for shopfitting and storage technology

Our production is based in Europe, which means our logistics network is tight-knit and reliable, we save on transport costs, and our supply chain is transparent. We make sure our customers benefit from these advantages too. Our production sites work with state-of-the-art technology, automation and industrial robots to ensure the solutions we offer are economically and environmentally sustainable while simultaneously guaranteeing premium quality. In both our fields of work – shopfitting and storage technology – our customers can rely fully on our products and services. That’s our mission.



WE'RE READY FOR 2030!

Green is the new black. All of us need to play our part in protecting our planet – each and every nation, and each individual citizen. As a producer working in the steel industry, we have a special environmental duty, which we consistently seek to discharge at all Tegometall production sites. In order to meet the 2030 climate goals, we're doing everything we can to optimise our production processes, supply chains and logistics.

Sustainable and economically viable

In our company, environmental and financial sustainability go hand in hand. We take great care to ensure our products and services meet highest standards in terms of quality and cost-efficiency. Because at the end of the day, we're not only obligated to climate and environmental concerns – we also have a duty to you, our customers. State-of-the-art technology helps

us meet the requirements on both sides. Wherever possible, we protect resources and increase efficiency.

Achieving climate goals step by step

We've introduced our own water purification process in order to protect ground water. We've installed photovoltaic systems and have transitioned to LED lighting in order to save energy at our production sites. We also set a good example with our approach to logistics; our fleet consists of hybrid or electric vehicles, and most of our raw materials are delivered by rail. Step by step, the above measures are helping us reduce our carbon footprint – and secure a better future for everyone.

Our PV system covers 40% of our annual electricity requirements.



CREATING ROOM FOR YOUR IDEAS

Who says a functional shelving system can't be aesthetically pleasing? Unleash your creativity as you design your store – with DecoCoat!

As individual as your store

You need the colour to match your brand? Or you'd like to integrate an unusual motif or pattern? Draw new inspiration from our refreshingly wide range of options! Why not opt for a wood, stone or metal finish for your back panels, shelves and pillars? Create a unique atmosphere in your store – one that will linger long in the memories of your customers.

Always the right choice

No matter what you're selling, our bright DecoCoat finishes provide the perfect backdrop to showcase your products. Free of toxic binding agents and solvents, these food-grade finishes can even be used in the food industry without compromising the high quality of your products.

Brains and beauty

Naturally, you want a shelving system that's strong on visual appeal, but equally strong on functionality. Highly robust, for example. We use a special sublimation process to apply the DecoCoat finish, creating surfaces that can be cleaned easily with any solvent-free cleaning product. That way, your shelving system won't just make a good first impression; it will make a good lasting impression.



THE POWER OF COLOUR

Colours play a key role in corporate design. Used correctly in combination with your logo and lettering, colour has a high recognition factor and helps set your company apart from the competition. Colour can be powerful in other ways as well, by triggering associations and emotions. Ideally, these should reflect your company's mission and values.

Customer loyalty at the point of sale

Customer loyalty is something you can cultivate not only in the way you present your company in print media or online, but also via your shopfitting choices. Use the visual appeal of your

store design to encourage customer loyalty at the point of sale. Let colours speak for themselves – via Tegometall's quality shelving systems.

Standard and special colours

Thanks to our wide range of standard and special colours, all your wildest design dreams can finally come true. We'll be glad to advise you on your many options.



GENERAL ABBREVIATIONS


- GL – smooth
- RL – Round holes
- SB – Self-service
- SL – Combined round and key holes
- VE – Packing unit
- ◆ – Reference: see page

DIMENSIONS AND UNITS

- B – Width
- H – Height
- L – Length
- T – Depth
- m – Metre
- cm – Centimetre
- mm – Millimetre
- kg – Kilogram
- ∅ – Diameter

Tegometall
570

Tegometall
570



CONTENTS

TegoClassic

COMPONENTS OVERVIEW

Gondola with shelves and back panels	10
Wall shelf with slat panels and rear support bars	10
Wall shelf with subdivided shelves	11
Subdivided shelf	11
Wall shelf with back panel SL, back panel RL and various hooks	12
Fascia	12
Wall shelf with wire articles	13

TECHNICAL INFORMATION

Colour and finish code / Order information	15
System sizes	16
Permissible loads	17
Internal Corners	21
External Corners	22

1 Uprights and Wall-mount Uprights

Wall-mount uprights with H-slots	23
Uprights with H-slots	23
Accessories for uprights	25

2 Baselegs and Brackets

Baselegs	30
Plinths	31
Accessories for baselegs	33
Shelf brackets	34
Accessories for shelf brackets	35

3 Back Panels and Hooks

Back panels GL	36
Back panels SL	37
Back panels RL	38
Supplements for back panels	39
Accessories for wooden parts	41
Hooks and special holders	42
Slatted back panel walls	46
Hooks for slatted back panel walls	47

4 Shelves and Accessories

Shelves	48
Accessories for shelves	50
Scanning ticket strips	55

5 Special Parts

Fascias and accessories	56
Deco fascias and accessories	57
Sloping arm and accessories	58
Perforated rear support bar 50x20 mm	59
Special parts for textiles	61
Gondola end frame	61

6 Wire Articles

Wire articles and accessories	62
-------------------------------------	----

7 Shelving showcase units

Shelving showcase units	66
-------------------------------	----

8 Grid 25

Uprights R25	67
Shelf brackets for R25	67
Back panels GL for R25 / 50	68
Back panels RL for R25 / 50	69
Supplement for back panels R25	69
Oval rear support bar 30x15 mm for R25	69
Back wire grating R30 for R25/50 and hooks	70

TegoTwo-in-One

COMPONENTS OVERVIEW

TegoTwo-in-One without SB integration	73
TegoTwo-in-One with SB integration	74

TECHNICAL INFORMATION

Colour and finish code / Order information	75
System sizes	76
Chipboard dimensions	77
Number of elements and load capacity for shelving elements and perforated shelves	78
Permissible loads	79
Example calculations of the permissible bay and compartment loads, TegoTwo-in-One – System CG 55x40	84
Example calculations of the permissible bay and compartment loads, TegoTwo-in-One – System CG 70x80	86

A Stands

Stands for TegoTwo-in-One, screwed type	89
-----------------------------------------------	----

B Traverses

Traverses for TegoTwo-in-One	94
------------------------------------	----

C Depth Connectors and Shelving Elements

Depth connectors	101
Shelving elements	102

D Accessories and Safeguard Parts

Accessories for TegoTwo-in-One	104
Safety accessories for TegoTwo-in-One	105

E Parts for Integration

Parts for integration for TegoTwo-in-One	109
------------------------------------------------	-----

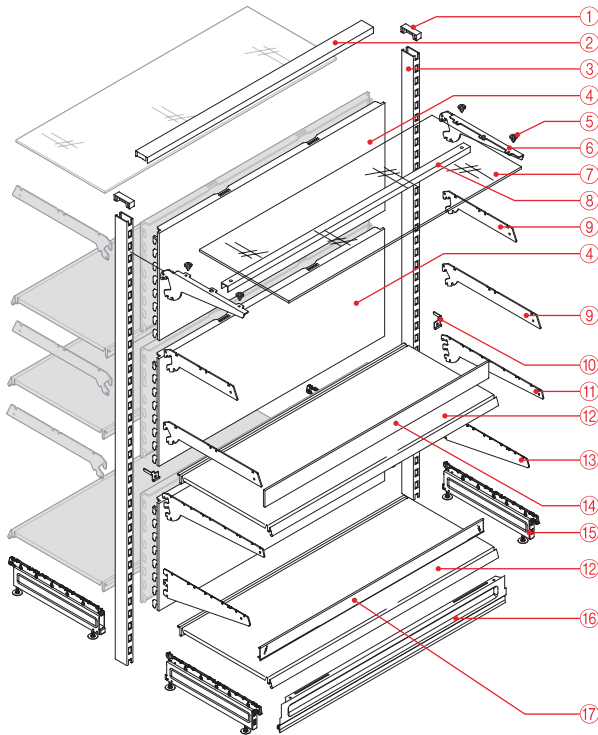
INDEXES

TegoClassic Index	112
TegoTwo-in-One Index	114
Imprint	115

COMPONENTS OVERVIEW

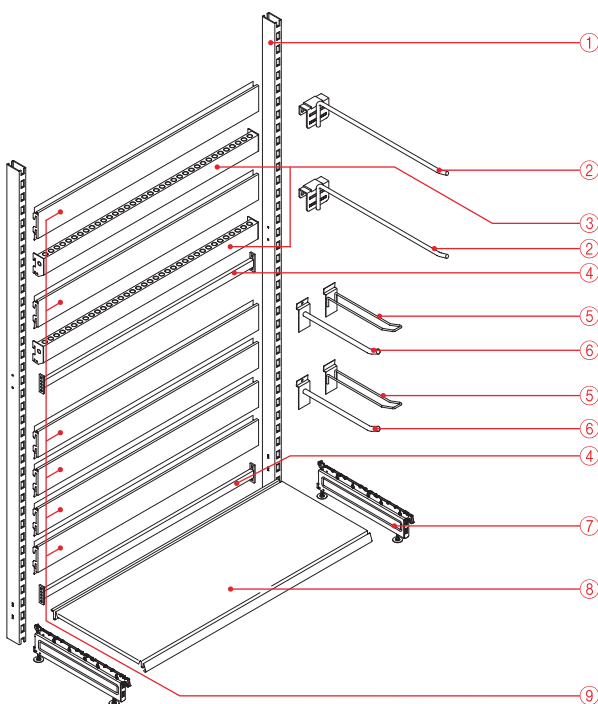
TegoClassic

Gondola with shelves and back panels



- | | |
|-------------------------------------------------------|------------|
| ① Top caps for uprights | ➤ 26 |
| ② Gondola cover strip | ➤ 40 |
| ③ Upright | ➤ 23, 24 |
| ④ Back panel | ➤ 36 |
| ⑤ Glass supports for angular shelf brackets | ➤ 35 |
| ⑥ Angular shelf brackets for wooden and glass shelves | ➤ 34 |
| ⑦ Glass shelf | on request |
| ⑧ Connection bar | ➤ 35 |
| ⑨ Shelf brackets 2 H | ➤ 34 |
| ⑩ Lift-out preventers for shelf | ➤ 50 |
| ⑪ Shelf brackets 3 H | ➤ 34 |
| ⑫ Steel shelf | ➤ 48 |
| ⑬ Brackets 3 H extra heavy duty | ➤ 34 |
| ⑭ Low front strip | ➤ 52 |
| ⑮ Baseleg H 16 | ➤ 30 |
| ⑯ Plinth | ➤ 31 |
| ⑰ Scanning ticket strips H 4 | ➤ 55 |

Wall shelf with slat panels and rear support bars

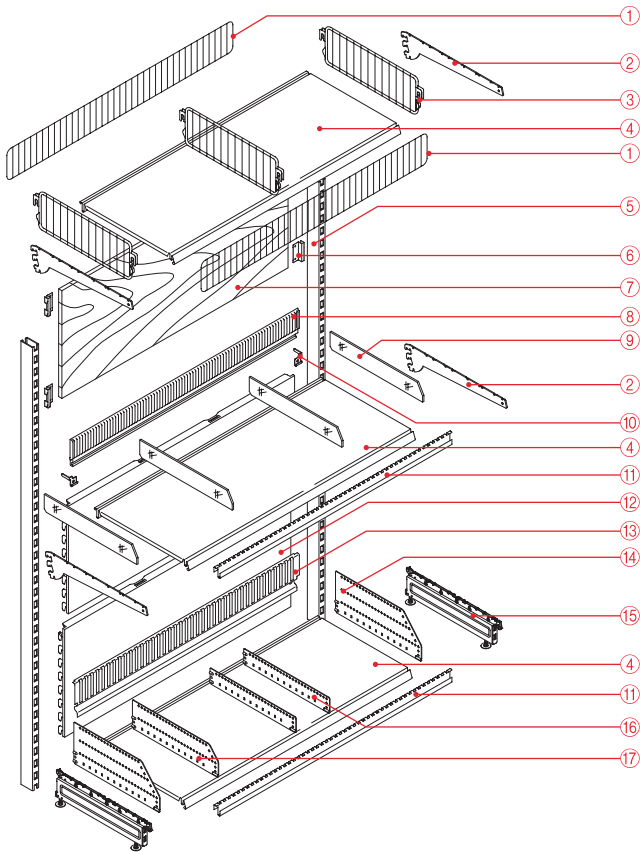


- | | |
|-----------------------------|----------|
| ① Upright | ➤ 23, 24 |
| ② Hook-on bracket | ➤ 59 |
| ③ Rear support bar 50x20 mm | ➤ 59 |
| ④ Tie-bar | ➤ 25 |
| ⑤ Blister hook | ➤ 47 |
| ⑥ Holder heavy type | ➤ 47 |
| ⑦ Baseleg H 16 | ➤ 30 |
| ⑧ Steel shelf | ➤ 48 |
| ⑨ Slat-panel | ➤ 46 |

COMPONENTS OVERVIEW

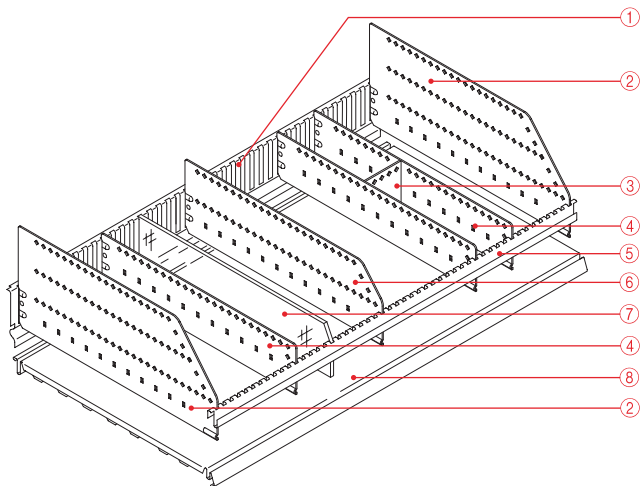
TegoClassic

Wall shelf with subdivided shelves



- ① Front grid, front and back ▶ 54
- ② Shelf brackets ▶ 34
- ③ Divider grid ▶ 54
- ④ Steel shelf ▶ 48
- ⑤ Upright ▶ 23, 24
- ⑥ Back panel clips ▶ 41
- ⑦ Wooden back panel on request
- ⑧ Dividing strip ▶ 51
- ⑨ Glass divider H 5.5 on request
- ⑩ Lift-out preventers for shelf ▶ 50
- ⑪ Border strip H 1 ▶ 53
- ⑫ Back panel ▶ 36
- ⑬ Border strip H 5 ▶ 53
- ⑭ Divider sheet H 15 quadrant ▶ 53
- ⑮ Baseleg H 16 ▶ 30
- ⑯ Divider sheet H 5.5 quadrant ▶ 53
- ⑰ Divider sheet H 10 quadrant ▶ 53

Subdivided shelf

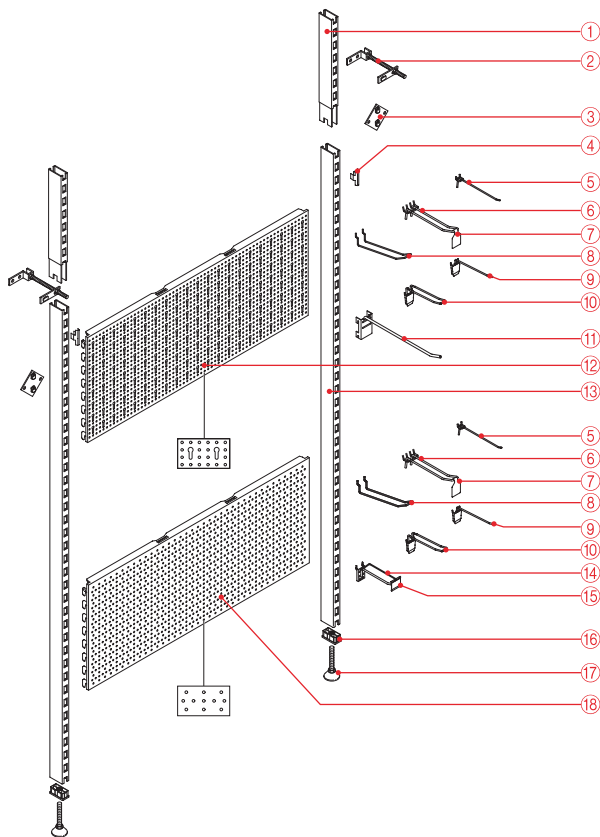


- ① Border strip H 5 ▶ 53
- ② Divider sheet H 15 quadrant ▶ 53
- ③ Subdivider sheet H 5.5 quadrant on request
- ④ Divider sheet H 5.5 quadrant ▶ 53
- ⑤ Border strip H 1 ▶ 53
- ⑥ Divider sheet H 10 quadrant ▶ 53
- ⑦ Glass divider H 5.5 on request
- ⑧ Steel shelf ▶ 48

COMPONENTS OVERVIEW

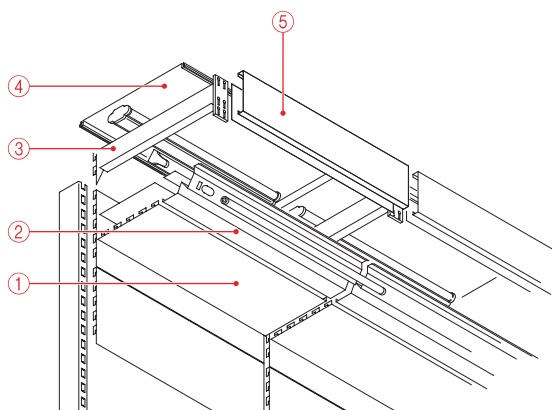
TegoClassic

Wall shelf with back panel SL, back panel RL and various hooks



- | | |
|-------------------------------------------------|------------|
| ① Upright extension | ➤ 25 |
| ② Wall fixing brackets for uprights, adjustable | ➤ 29 |
| ③ Wall fixing brackets upright | ➤ 28 |
| ④ Back panel safeguard | ➤ 39 |
| ⑤ Single hook | ➤ 42 |
| ⑥ Special hook for blister packings | on request |
| ⑦ Retrofit flag | ➤ 43 |
| ⑧ Hook for blister packings | ➤ 42 |
| ⑨ Single hinged hook | ➤ 42 |
| ⑩ Double hinged hook | ➤ 43 |
| ⑪ Holder heavy type | ➤ 45 |
| ⑫ Back panel SL | ➤ 37 |
| ⑬ Upright | ➤ 23, 24 |
| ⑭ Holder heavy type | ➤ 43 |
| ⑮ Label jacket | ➤ 44 |
| ⑯ End tap | ➤ 27 |
| ⑰ Foot disk | ➤ 27 |
| ⑱ Back panel RL | ➤ 38 |

Fascia



- | | |
|---------------------------------------|------|
| ① Back panel | ➤ 36 |
| ② Lower soffit, shaped | ➤ 57 |
| ③ Fascia bracket H 20 | ➤ 56 |
| ④ Steel shelf (or soffit, on request) | ➤ 48 |
| ⑤ Fascia H 20 | ➤ 56 |

Load capacity (with shelf):

T 23 **no load capacity**T 33 **no load capacity**

T 43 up to max. 130 kg load capacity

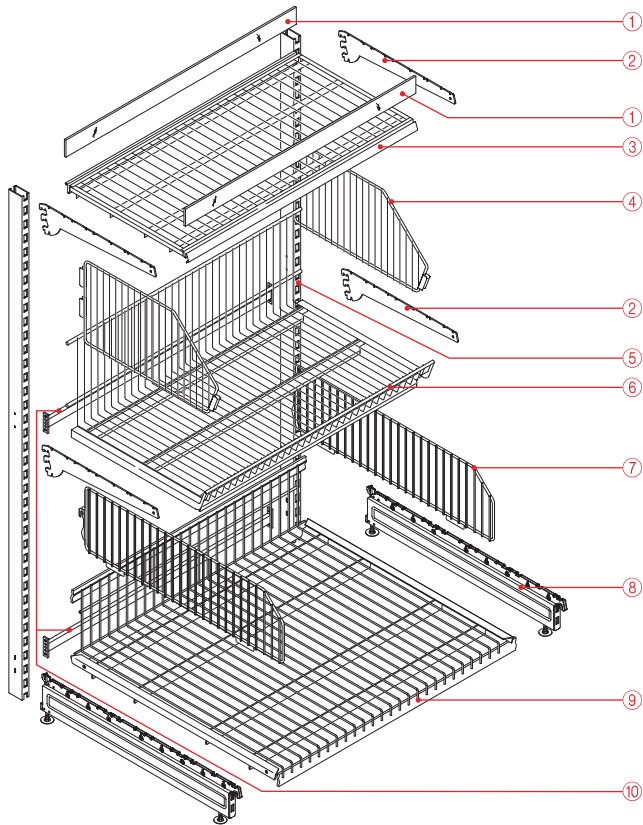
T 53 up to max. 120 kg load capacity

T 63 up to max. 110 kg load capacity

COMPONENTS OVERVIEW

TegoClassic

Wall shelf with wire articles



- | | |
|-----------------------------------------|----------|
| ① Low front strip | ◆ 52 |
| ② Shelf brackets 3 H | ◆ 34 |
| ③ Grid shelf with front and back groove | ◆ 63 |
| ④ Divider for TEK wire baskets | ◆ 62 |
| ⑤ Upright | ◆ 23, 24 |
| ⑥ TEK wire basket | ◆ 62 |
| ⑦ Divider for grid shelf PBE | ◆ 64 |
| ⑧ Baseleg H 16 | ◆ 30 |
| ⑨ Grid shelf PBE | ◆ 63 |
| ⑩ Tie-bar | ◆ 25 |



gouache Noir d'ivoire
Elfenbeinschwarz
EG3 20
gouache semi-liquide - halbflüssige Plakatfarbe
pour fluidifier - schütteln zum verflüssigen
500ml
2022

gouache Sienna brûlée
Sienna gebrannt
EG3 34
gouache semi-liquide - halbflüssige Plakatfarbe
pour fluidifier - schütteln zum verflüssigen
500ml
2022

gouache Sienna naturelle
Sienna Natur
EG3 38
gouache semi-liquide - halbflüssige Plakatfarbe
pour fluidifier - schütteln zum verflüssigen
500ml
2022

gouache Vert émeraude
Smaragdgrün
EG3 41
gouache semi-liquide - halbflüssige Plakatfarbe
pour fluidifier - schütteln zum verflüssigen
500ml
2022

gouache Vert émeraude
Smaragdgrün
EG3 41
gouache semi-liquide - halbflüssige Plakatfarbe
pour fluidifier - schütteln zum verflüssigen
500ml
2022

gouache Vert émeraude
Smaragdgrün
EG3 41
gouache semi-liquide - halbflüssige Plakatfarbe
pour fluidifier - schütteln zum verflüssigen
500ml
2022

gouache Vert émeraude
Smaragdgrün
EG3 41
gouache semi-liquide - halbflüssige Plakatfarbe
pour fluidifier - schütteln zum verflüssigen
500ml
2022

TECHNICAL INFORMATION

TegoClassic

Colour and finish code / Order information

COLOUR CODE STANDARD COLOURS

Group code

- ① Standard colours 24, 66, 88
- ② Standard colours 01, 66, 88

01 Plastic white24 Jura white, RAL 900166 Light grey, RAL 703588 White aluminium, RAL 9006

FINISH CODE

02 Black12 Gentian violet, RAL 501017 Flame red, RAL 300023 Pure white, RAL 901028 Rape yellow, RAL 102137 zinc plated, glossy (galvanized)38 chrome-plated42 Float glass, clear, smooth44 Plastic45 die cast47 Rubber, black51 zinc galvanized67 Silver grey, RAL 700168 Jet black, RAL 900571 Slate grey, RAL 701586 Anthracite grey, RAL 701687 Grey aluminium, RAL 9007

NOTE

The colour samples show only the colour shade, not the quality of the surface of the respective product! Slight colour deviations from the RAL range are possible for technical reasons. These are not deemed to be defects. Our previous colour charts are hereby invalid.

SPECIAL COLOURS

Other special colours are available on request.

Information about our DecoCoat coating system is available in the DecoCoat brochure, which you can order, free of charge, in the download area of our website www.tegometall.com.

ORDER INFORMATION

Composition of item numbers

Example: Foot disk, H 7, plastic, white = 113349 01

113349 01 = Item group

113349 01 = Item basic number

113349 01 = Finish code

Order example

Back panel SL, L 100 cm, H 40 cm, in special colour rape yellow (RAL 1021)

Item number **134293** and required colour:

Rape yellow (RAL 1021) = colour code **28**

To place this order, the item number must be: **134293 28**.

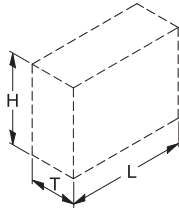
TECHNICAL INFORMATION

TegoClassic

System sizes

DIMENSIONS

The specified dimensions are generally nominal dimensions.



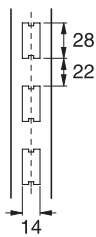
Key to abbreviations:

- H = Height
- L = Length
- T = Depth

Z1683

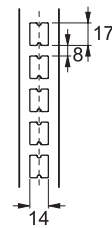
H-SLOTS

TegoClassic



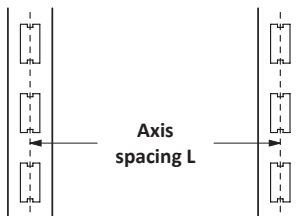
Z1688

TegoClassic grid R25



Z4349

NOMINAL DIMENSIONS – AXIS SPACING



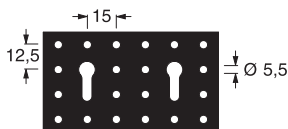
Z1410

The precise axis spacing is:

- for L 62.5 cm = 62.5 cm
- for L 66.5 cm = 66.65 cm
- for L 100 cm = 100 cm
- for L 125 cm = 125 cm
- for L 133 cm = 133.3 cm

SL

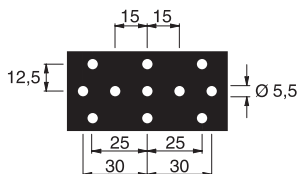
Combined round and key holes



Z1684

RL

Round holes



Z1685

TECHNICAL INFORMATION

TegoClassic

Permissible loads




PERMISSIBLE LOADS FOR WALL-MOUNTED SHELVES AND GONDOLAS

- Uniformly distributed loading over the whole shelf is required.
- The permissible stand loads can be increased by wall fixings, if the means of fixing and wall are able to safely absorb and transfer the resulting additional loads; this must be checked on site.
- Equipping the shelf stands with bay load reducing upwards.
- Ensure that all push-on connections are properly fitted.
- The shelf must not be subjected to impact loads.
- **If the shelf's maximum loading capacity is utilised, the top back panels must be secured against uplift using the back panel safeguard 107154 or 107155.**
- If no load information is available or special load requirements exist, please contact our customer consultants.
- If both sides are loaded (gondola) the same loads can be applied on the right and left as for wall-mounted shelves.
- Refer to the "Permissible load for shelves on baselegs" table for the loading capacity of the baseleg shelves.
- The uprights of wall-mounted shelves must be fixed with wall fixings from a height of 220 cm.

PERMISSIBLE LOAD FOR SHELVES ON BRACKETS

Permissible load per shelf in kg for 50 mm pitch

(Loading information for brackets is only valid in conjunction with rectangular uprights)

Support type		Bracket 2 H				Bracket 3 H		Bracket 3 H extra heavy duty			
											
		<small>Z1596</small>				<small>Z4355</small>		<small>Z1426</small>			
Shelf depth in cm		T 25	T 30	T 37	T 47	T 47	T 57	T 37	T 47	T 57	T 67
Axis spacing in cm	62.5	120	110	100	90	170	150	230	230	180	160
	66.5	120	110	100	90	170	150	230	230	180	160
	100	120	110	100	90	170	150	200	230	180	160
	125	120	110	100	90	170	150	155	230	180	160
	133	120	110	100	90	170	150	140	230	180	160


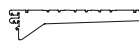

TECHNICAL INFORMATION

TegoClassic

Permissible loads

Permissible load per shelf in kg for 25 mm pitch

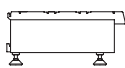
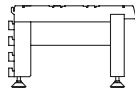
(Loading information for brackets is only valid in conjunction with rectangular uprights)

Support type		Bracket 2 H			Bracket 2 H, inclinable		Bracket 3 H
							
		Z4352			Z4354		Z4353
Shelf depth in cm		T 30	T 37	T 47	T 37	T 47	T 57
Axis spacing in cm	62.5	190	160	130	150	110	200
	66.5	190	160	130	150	110	200
	100	190	160	130	150	110	200
	125	190	160	130	150	110	200
	133	190	160	130	150	110	200

PERMISSIBLE LOAD FOR SHELVES ON BASELEGS

Permissible load per shelf in kg

(Loading information for baselegs is only valid in conjunction with rectangular uprights)

Support type		Baselegs H 16 or H 26				
						
		Z1600			Z1601	
Shelf depth in cm		T 37	T 47	T 57	T 67	T 77
Axis spacing in cm	62.5	230	260	360	360	350
	66.5	230	260	360	360	350
	100	290	290	310	350	290
	125	200	260	270	270	270
	133	140	230	250	300	240

TECHNICAL INFORMATION

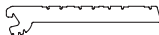


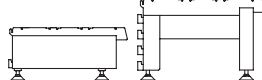
TegoClassic

Permissible loads

PERMISSIBLE LOAD OF GRID SHELVES ON BRACKETS OR BASELEGS



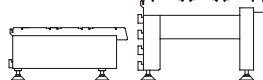
Permissible load per grid shelf in kg for 50 mm pitch

(Loading information for brackets and baselegs is only applicable in conjunction with rectangular uprights)

Support type	Bracket 2 H		Bracket 3 H		Bracket 3 H extra heavy duty				Baselegs H 16 or H 26									
																		
	Z1596		Z4355		Z1426				Z1600/Z1601									
Shelf depth in cm	T 37		T 47		T 37		T 47		T 57		T 67		T 37		T 47		T 57	
Axis spacing in cm	62.5	100	90	170	150	200	230	180	160	200	230	250	200	230	250			
	66.5	100	90	170	150	200	230	180	160	200	230	250	200	230	250			
	100	100	90	170	150	130	180	180	160	130	180	180	130	180	180			
	125	100	90	170	150	130	170	180	160	130	170	180	130	170	180			
	133	100	90	160	150	130	160	180	160	130	160	180	130	160	180			

Permissible load per grid shelf in kg for 25 mm pitch

(Loading information for brackets and baselegs is only applicable in conjunction with rectangular uprights)

Support type	Bracket 2 H		Bracket 3 H		Baselegs H 16 or H 26					
										
	Z4352		Z4353		Z1600/Z1601					
Shelf depth in cm	T 37		T 47		T 37		T 47		T 57	
Axis spacing in cm	62.5	100	90	170	200	230	250	200	230	250
	66.5	100	90	170	200	230	250	200	230	250
	100	100	90	170	130	180	180	130	180	180
	125	100	90	170	130	170	180	130	170	180
	133	100	90	170	130	160	180	130	160	180

TECHNICAL INFORMATION

TegoClassic

Permissible loads

PERMISSIBLE TOTAL LOAD FOR WALL-MOUNTED SHELF STANDS OR PER GONDOLA SIDE IF USING BASELEG H8
(perm. total load of all shelves not including baseleg shelf in kg)

Calculation of the average depth:

The average depth is calculated from the sum of the depths of the shelves – not including the baseleg shelf – divided by the number of shelves – not including the baseleg shelf.

Example:

Total of all shelves not including baseleg shelf:

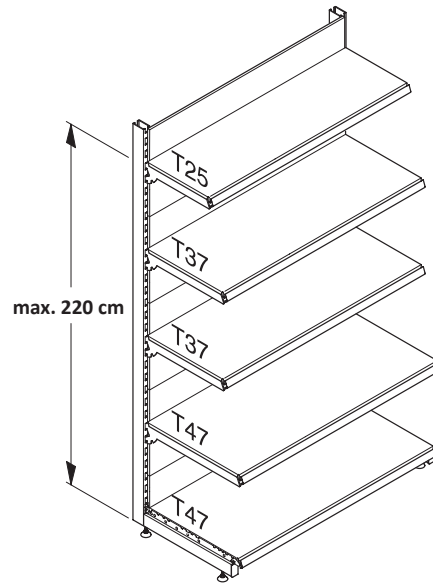
$$25 + 37 + 37 + 47 = \mathbf{146}$$

Number of shelves not including baseleg shelf: **4**

Average depth: $146 / 4 = \mathbf{36.5}$

Permissible total load [kg] for an average depth D

	T 30/T 37 Baseleg depth of at least 47 cm	T 47 Baseleg depth of at least 57 cm
Upright		
60×30	230	180
80×30	250	200
110×30	250	200



Z3665

Wall-mounted shelf stands with an average depth D (T) of 37 and a baseleg shelf T 47.

PERMISSIBLE TOTAL LOAD FOR WALL-MOUNTED SHELF STANDS OR PER GONDOLA SIDE IF USING BASELEG H 16 AND H 26
(perm. total load of all shelves not including baseleg shelf in kg)

Calculation of the average depth:

The average depth is calculated from the sum of the depths of the shelves – not including the baseleg shelf – divided by the number of shelves – not including the baseleg shelf.

Example:

Sum of all shelves not including baseleg shelf:

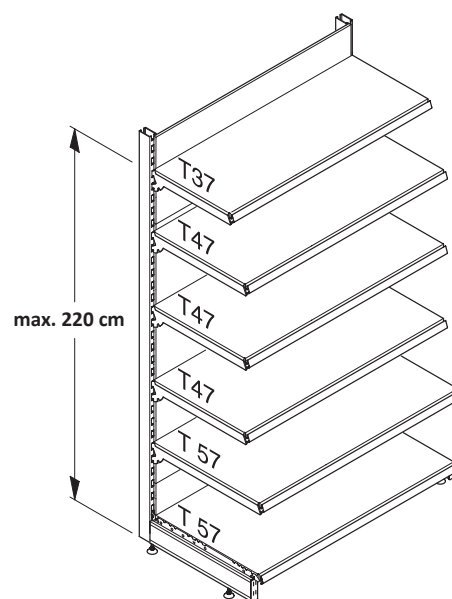
$$37 + 47 + 47 + 47 + 57 = \mathbf{235}$$

Number of shelves not including baseleg shelf: **5**

Average depth: $235 / 5 = \mathbf{47}$

Permissible total load [kg] for an average depth D

	T 37 Baseleg depth of at least 47 cm	T 47 Baseleg depth of at least 57 cm	T 57 Baseleg depth of at least 67 cm	T 67 Baseleg depth of at least 77 cm	T 77 Baseleg depth of at least 77 cm
Upright					
60×30	250	200	150	–	–
80×30	400	350	300	250	200
110×30	600	500	450	400	400



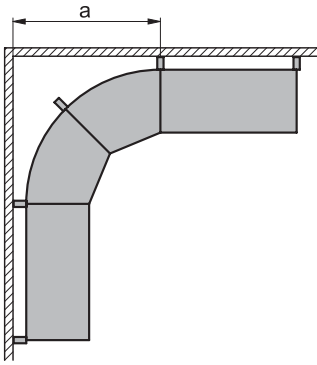
Z3666

Wall-mounted shelf stands with an average depth D (T) of 47 and a baseleg shelf T 57.

TECHNICAL INFORMATION

TegoClassic

Internal Corners



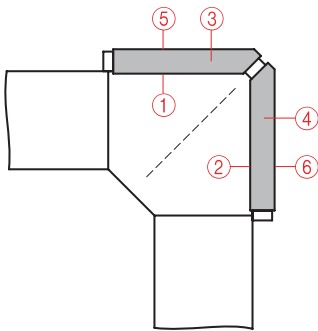
Z1619_c

Wall shelf

a = 104.5 cm for upright 60×30 mm

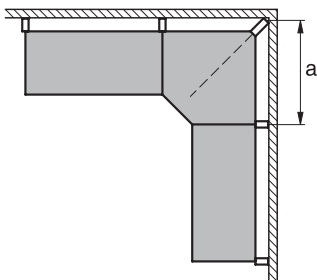
a = 106.5 cm for upright 80×30 mm

INTERNAL CORNER 90°



Z1625_c

- ① Back panel, internal corner 90° left
- ② Back panel, internal corner 90° right
- ③ Gondola cover strip internal corner 90° right
- ④ Gondola cover strip, internal corner 90° left
- ⑤ Back panel, internal corner 90° facing panel right (facing panel on request)
- ⑥ Back panel internal corner 90° facing panel left (facing panel on request)

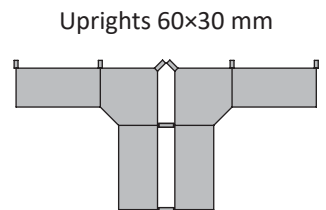


Z1627_c

a = 74 cm for upright 60×30 mm

a = 76 cm for upright 80×30 mm

a = 79 cm for upright 110×30 mm

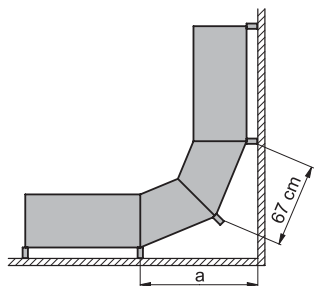


Uprights 60×30 mm

Z1628_c

Uprights 110×30 mm

INTERNAL CORNER 45°



Z1626_c

a = 93.6 cm for upright 60×30 mm

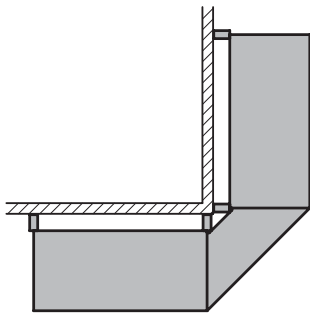
a = 95.6 cm for upright 80×30 mm

TECHNICAL INFORMATION

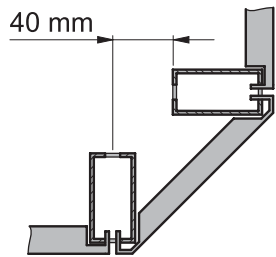
TegoClassic

External Corners

EXTERNAL CORNER 90°

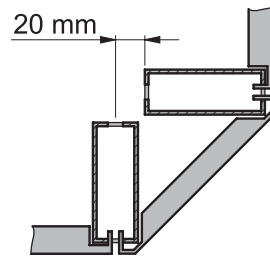


Z1621_c



Z1623_c

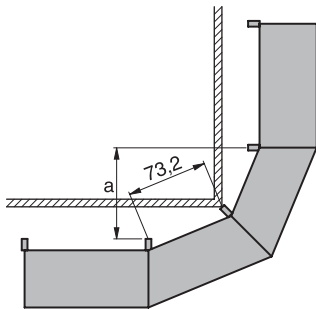
for uprights 60x30 mm



Z1624_c

for uprights 80x30 mm

EXTERNAL CORNER 45°



Z1629_c

a = 89.6 cm for upright 60x30 mm
 a = 87.6 cm for upright 80x30 mm

1

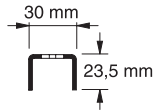
UPRIGHTS AND WALL-MOUNT UPRIGHTS

TegoClassic

Wall-mount uprights with H-slots

Wall-mount upright

U-profile 23.5×30×23.5 mm, H-slots on one side



Z0001/Z0002

H*	Size in cm	Item No.	Finish	Quantity per VE
160		111014	①	
200		111010	①	
240		113266	①	

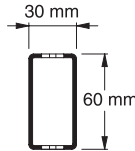
*) further heights are available on request

1

Uprights with H-slots

Upright 60×30 mm

H-slots on two sides, for wall-mounted shelves and gondolas

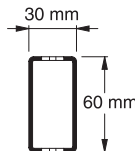
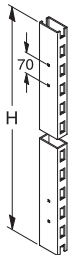


Z0012/Z0013

H	Size in cm	Item No.	Finish	Quantity per VE
140		111702	①	
160		111703	①	
180		111011	①	
200		111012	①	
210		111126	①	
220		111013	①	
240		111705	①	
260		111706	①	
280		111708	①	
300		111707	①	

Upright 60×30 mm

H-slots on two sides, for wall-mounted shelves and gondolas, with holes for tie-bars



Z0014/Z0013

H	Size in cm	Item No.	Finish	Quantity per VE
140 ¹⁾		111712	①	
160 ¹⁾		111216	①	
180 ¹⁾		112220	①	
200 ¹⁾		112224	①	
220 ²⁾		112228	①	

¹⁾ 4 holes for 2 tie-bars

²⁾ 6 holes for 3 tie-bars

1

UPRIGHTS AND WALL-MOUNT UPRIGHTS

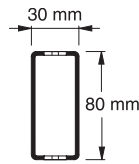
TegoClassic

Uprights with H-slots

1

Upright 80×30 mm

H-slots on two sides, for wall-mounted shelves and gondolas

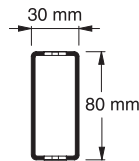
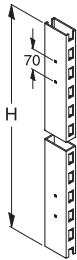


Z0016/Z0019

H	Size in cm	Item No.	Finish	Quantity per VE
140		111017	①	
160		111018	①	
180		111019	①	
200		111020	①	
210		111526	①	
220		111021	①	
240		111765	①	
260		111766	①	
280		111767	①	
300		111768	①	

Upright 80×30 mm

H-slots on two sides, for wall-mounted shelves and gondolas, with holes for tie-bars

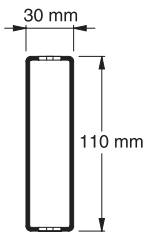
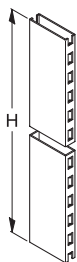


Z0018/Z0019

H	Size in cm	Item No.	Finish	Quantity per VE
140 ³⁾		118090	①	
160 ¹⁾		112296	①	
160 ³⁾		118091	①	
180 ¹⁾		112300	①	
180 ³⁾		118093	①	
200 ¹⁾		112304	①	
200 ³⁾		118094	①	
220 ²⁾		112308	①	

¹⁾ 4 holes for 2 tie-bars²⁾ 6 holes for 3 tie-bars³⁾ with 4 holes for 2 tie-bars, additional 2 holes for 6×3 tie-bars, not suitable for diagonal connection**Upright 110×30 mm**

H-slots on two sides, for wall-mounted shelves and gondolas



Z0020/Z0021

H	Size in cm	Item No.	Finish	Quantity per VE
180		113267	①	
200		113268	①	
220		113269	①	
240		113270	①	

1

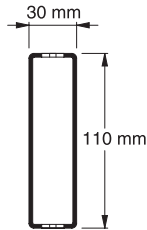
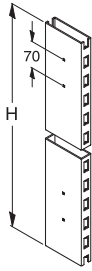
UPRIGHTS AND WALL-MOUNT UPRIGHTS

TegoClassic

Uprights with H-slots

Upright 110×30 mm

H-slots on two sides, with holes for tie-bars



H	Size in cm	Item No.	Finish	Quantity per VE
150 ¹⁾		112374	①	
160 ¹⁾		112376	①	
180 ¹⁾		112380	①	
200 ¹⁾		112384	①	
220 ²⁾		112388	①	

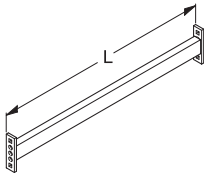
¹⁾ 4 holes for 2 tie-bars²⁾ 6 holes for 3 tie-bars

Z0022/Z0021

Accessories for uprights

Tie-bar

for wall-mounted shelves and gondolas without back panels and for mobile gondolas. With screws and nuts. Profile 30×20 mm, hole spacing 70 mm

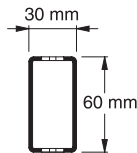
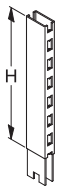


L	Size in cm	Item No.	Finish	Quantity per VE
59.5		117800	①	
63.5		117802	①	
97		117804	①	
122		117806	①	
130		117808	①	

Z0032

Upright extension 60×30 mm

H-slots on two sides

Note: All extensions only for back panel height increase. Not for suspension of shelves.

H	Size in cm	Item No.	Finish	Quantity per VE
10		112013	①	
20		111556	①	
40		111557	①	
60		111992	①	

Z0033/Z0013

1

UPRIGHTS AND WALL-MOUNT UPRIGHTS

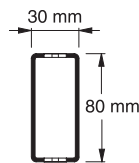
TegoClassic

Accessories for uprights

1

Upright extension 80×30 mm

H-slots on two sides

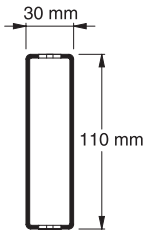
Note: All extensions only for back panel height increase.
Not for suspension of shelves.

Z0033/Z0019

H	Size in cm	Item No.	Finish	Quantity per VE
10		112014	①	
20		111558	①	
40		111559	①	
60		111993	①	

Upright extension 110×30 mm

H-slots on two sides

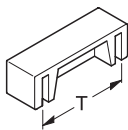
Note: All extensions only for back panel height increase.
Not for suspension of shelves.

Z0033/Z0021

H	Size in cm	Item No.	Finish	Quantity per VE
10		113018	①	
20		113020	①	
40		113024	①	
60		113028	①	

Top caps for uprights (Pair)

Plastic, suitable for gondola cover strip



Z0038

T	Size in cm	Item No.	Finish	Quantity per VE
6 ¹⁾		114980	②	25
8 ²⁾		114981	②	25
11 ³⁾		114982	②	25

¹⁾ Upright 60×30 mm = T 6²⁾ Upright 80×30 mm = T 8³⁾ Upright 110×30 mm = T 11**Top cap 30×30 mm for upright**

suitable for back panel cover strip, plastic

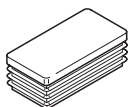


Z0039

Size in cm	Item No.	Finish	Quantity per VE
	117872	②	50

Top cap 60×30 mm for upright

suitable for back panel cover strip, plastic



Z0041

Size in cm	Item No.	Finish	Quantity per VE
	117876	②	50

1

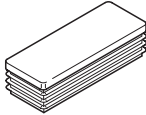
UPRIGHTS AND WALL-MOUNT UPRIGHTS

TegoClassic

Accessories for uprights

Top cap 80×30 mm for upright

suitable for back panel cover strip, plastic



Z1510

Size in cm	Item No.	Finish	Quantity per VE
	117879	②	50

End tap

for upright 30×30 mm, internally threaded M 10, die-casting

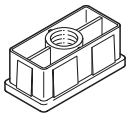


Z0042

Size in cm	Item No.	Finish	Quantity per VE
	113346	45	50

End tap

for upright 60×30 mm, internally threaded M 10, die-casting

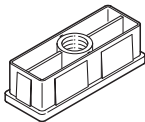


Z0044

Size in cm	Item No.	Finish	Quantity per VE
	113347	45	50

End tap

for upright 80×30 mm, internally threaded M 10, die-casting

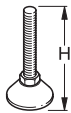


Z0045

Size in cm	Item No.	Finish	Quantity per VE
	117866	45	50

Foot disk

Plastic, threaded M 10

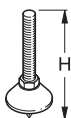


Z0046

H	Size in cm	Item No.	Finish	Quantity per VE
7.0 ¹⁾		113349	②	50
9.5 ²⁾		113354	②	50

¹⁾ Adjustment range 35 mm²⁾ Adjustment range 60 mm**Foot disk with pin**

Plastic, threaded M 10



Z0047

H	Size in cm	Item No.	Finish	Quantity per VE
8		111427	①	50

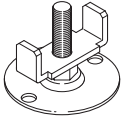
1

UPRIGHTS AND WALL-MOUNT UPRIGHTS

TegoClassic

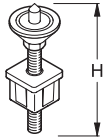
Accessories for uprights

1

Extension element with foot disk
for upright 80×30 mm

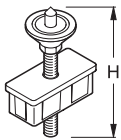
Z3583

H	Size in cm		Item No.	Finish	Quantity per VE
	Ø				
8	10		118826	①	

Upright ceiling fixing 30×30 mmComprising tube insert and foot disk with pin.
Adjustment range 40 mm. Foot disk white

Z0049

H	Size in cm		Item No.	Finish	Quantity per VE
8			113377	45	50

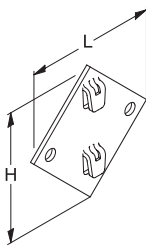
Upright ceiling fixing 60×30 mmComprising tube insert and foot disk with pin.
Adjustment range 40 mm. Foot disk white

Z0051

H	Size in cm		Item No.	Finish	Quantity per VE
8			113375	45	50

Wall fixing brackets upright

Sheet steel, zinc-plated



Z3584

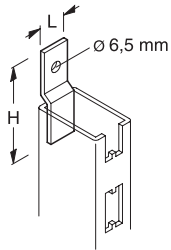
L	Size in cm		Item No.	Finish	Quantity per VE
	H				
10	10		117799	51	50

1

UPRIGHTS AND WALL-MOUNT UPRIGHTS

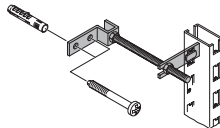
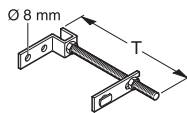
TegoClassic

Accessories for uprights

Wall fixing brackets for upright, top
 Sheet steel, zinc-plated


Z0053

Size in cm		Item No.	Finish	Quantity per VE
L	H			
2	6	117790	37	50

Wall fixing brackets for uprights, adjustable
 Threaded rod with adjustable fittings, zinc-plated


Z0054/Z1881

Size in cm		Item No.	Finish	Quantity per VE
T	H			
30		113355	37	50

2

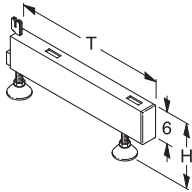
BASELEGS AND BRACKETS

TegoClassic

Baselegs

Baseleg light-weight H 8

height adjustable with two foot disks. (Suitable for base shelf support)

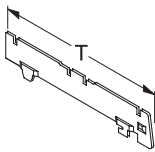


Z0055

T	Size in cm		Item No.	Finish	Quantity per VE
	H				
30	8		120481	①	
37	8		120482	①	
47	8		120484	①	

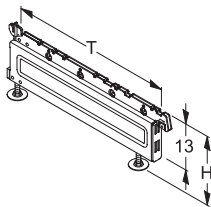
Base shelf support

suitable for baseleg light-weight H 8



Z0057

T	Size in cm		Item No.	Finish	Quantity per VE
	H				
30			120102	①	
37			120104	①	
47			120106	①	

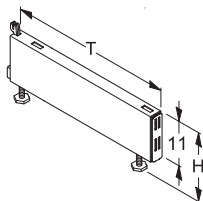
Baseleg H 16low version, with 2 foot disks, height adjustable.
For use with crash bar and plinth.

Z4292

T	Size in cm		Item No.	Finish	Quantity per VE
	H				
37	16		122402	①	
47	16		122404	①	
57	16		122406	①	
67	16		122408	①	
77	16		122410	①	

Baseleg H 16 without support

height adjustable with two foot disks



Z4336

T	Size in cm		Item No.	Finish	Quantity per VE
	H*				
47	16		129641	①	
57	16		129621	①	
67	16		129622	①	

* Nominal dimension, see figure for effective height

2

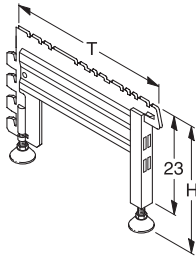
BASELEGS AND BRACKETS

TegoClassic

Baselegs

Baseleg H 26

height version, with 2 foot disks, height adjustable.
For use with crash bar and plinth.



Z0059

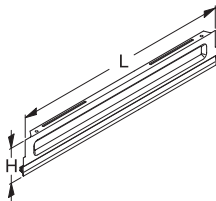
Size in cm		Item No.	Finish	Quantity per VE
T	H			
37	26	120302	①	
47	26	120304	①	
57	26	120306	①	
67	26	120308	①	
77	26	120310	①	

2

Plinths

Plinth with imprint

Sheet steel, for wall-mounted shelves and gondolas, bottom with rubber profile



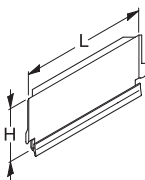
Z0060/Z0869



Size in cm		Item No.	Finish	Quantity per VE
L	H			
62.5	16	120948	①	
66.5	16	120940	①	
100	16	120942	①	
125	16	120944	①	
133	16	120946	①	
62.5	26	120830	①	
66.5	26	120832	①	
100	26	120834	①	
125	26	120836	①	
133	26	120838	①	

Plinth, internal corner round 45°

Sheet steel, bottom with rubber profile



Z0062/Z0869



Size in cm		Item No.	Finish	Quantity per VE
L	H			
33	16 ¹⁾	124754	①	
41	16 ²⁾	124753	①	

¹⁾ for T 57²⁾ for T 47

2

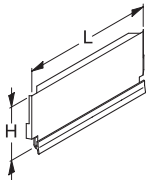
BASELEGS AND BRACKETS

TegoClassic

Plinths

Plinth, external corner 45°

Sheet steel, bottom with rubber profile
In gondolas with upright **80×30 mm** only.



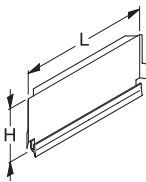
Size in cm		Item No.	Finish	Quantity per VE
L	H			
97	16 ¹⁾	122292	①	
105	16 ²⁾	122294	①	
113	16 ³⁾	122296	①	
97	26 ¹⁾	122352	①	
105	26 ²⁾	122354	①	
113	26 ³⁾	122356	①	

¹⁾ for T 37²⁾ for T 47³⁾ for T 57

Z0066/Z0869

Plinth, internal corner 90°

Sheet steel, bottom with rubber profile



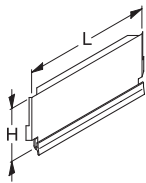
Size in cm		Item No.	Finish	Quantity per VE
L	H			
15	16 ¹⁾	124762	①	
30	16 ²⁾	124761	①	

¹⁾ for T 57²⁾ for T 47

Z0063/Z0869

Plinth, external corner 90°

Sheet steel, bottom with rubber profile



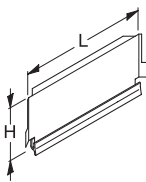
Size in cm		Item No.	Finish	Quantity per VE
L	H			
78	16 ¹⁾	124757	①	
93	16 ²⁾	124758	①	

¹⁾ for T 47²⁾ for T 57

Z0064/Z0869

Plinth, internal corner 45°

Sheet steel, bottom with rubber profile



Size in cm		Item No.	Finish	Quantity per VE
L	H			
23	16 ¹⁾	122336	①	
30	16 ²⁾	122334	①	

¹⁾ for T 57²⁾ for T 47

Z0065/Z0869

2

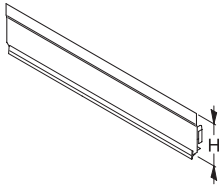
BASELEGS AND BRACKETS

TegoClassic

Plinths

Plinth end

Sheet steel, bottom with rubber profile, suitable for baseleg H 26



T*	Size in cm		Item No.	Finish	Quantity per VE
	L	T			
47	14		121795	①	
57	14		121796	①	

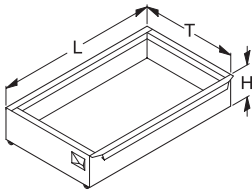
* equal to baseleg depth

Z4326/Z0869

Accessories for baselegs

Base draw unit H 10

Sheet steel, with roller guides, for baseleg H 16. Maximum loading capacity 120 kg

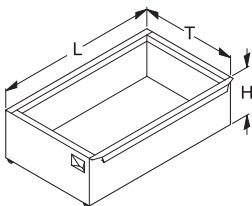


Z0069

L	Size in cm		Item No.	Finish	Quantity per VE
	T	H			
62.5	37		122040	①	
66.5	37		122042	①	
100	37		122044	①	
125	37		122046	①	
133	37		122048	①	
62.5	47		122030	①	
66.5	47		122032	①	
100	47		122034	①	
125	47		122036	①	
133	47		122038	①	

Base draw unit H 18

Sheet steel, with roller guides, for baseleg H 26. Maximum loading capacity 120 kg



Z0070

L	Size in cm		Item No.	Finish	Quantity per VE
	T	H			
62.5	37		122000	①	
66.5	37		122002	①	
100	37		122004	①	
125	37		122006	①	
133	37		122008	①	
62.5	47		122020	①	
66.5	47		122022	①	
100	47		121827	①	
125	47		122026	①	
133	47		122028	①	

2

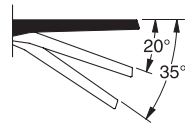
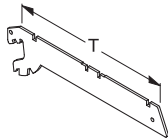
BASELEGS AND BRACKETS

TegoClassic

Shelf brackets

Shelf brackets 2 H (Pair)

Sheet steel, with 2 hooks. For left and right side. Inclinal (20°, 35°) downwards in uprights and wall-mount uprights

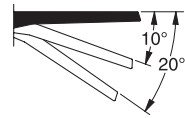
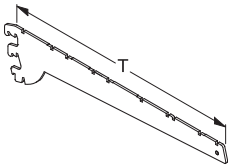


Z0074/Z0075

T	Size in cm	Item No.	Finish	Quantity per VE
20		121210	①	
25		121212	①	
30		121214	①	
37		121603	①	
47		121604	①	

Shelf brackets 3 H (Pair)

Sheet steel, with 3 hooks. For left and right side. Inclinal (10°, 20°) downwards in uprights 60×30, 80×30 and 110×30 mm.

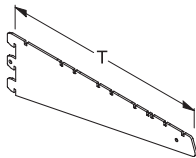


Z0082/Z0083

T	Size in cm	Item No.	Finish	Quantity per VE
47		121605	①	
57		121606	①	

Brackets 3 H extra heavy duty (Pair)

Sheet steel, heavy-duty version, **no slope settings**, suitable for uprights 60×30, 80×30 and 110×30 mm. With 3 insert hooks



Z0084/Z1860

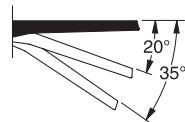
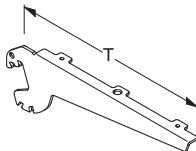
T	Size in cm	Item No.	Finish	Quantity per VE
37		128009	①	
47		128022	①	
57		128023	①	
67		121634	①	

Angular shelf brackets for wooden and glass shelves (Pair)

Sheet steel, left and right, 2 slope settings (20°, 35°) downwards in wall-mount uprights and uprights

Load: 100 kg per pair

Note: Glass shelves can be ordered from Tegometall on request.



Z0088/Z0089

T	Size in cm	Item No.	Finish	Quantity per VE
17		123241	①	
22		121511	①	
27		123242	①	
37		123243	①	
47		123244	①	

2

BASELEGS AND BRACKETS

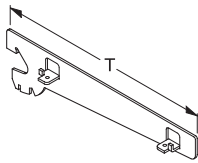
TegoClassic

Shelf brackets

Brackets for wooden shelves (Pair)

Sheet steel, with 2 insert hooks, left and right. 1 slope setting in uprights 60x30, 80x30 and 110x30 mm (20°)

Load: 90 kg per pair



Z0095 / Z0096

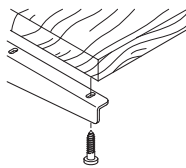
T	Size in cm	Item No.	Finish	Quantity per VE
27		122087	①	
37		122088	①	
47		122089	①	

2

Accessories for shelf brackets

Screw accessories for angular shelf brackets (100 pieces)

Zinc-plated screws 3.5x16 mm in a bag



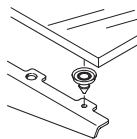
Z1512 / Z0090

Size in cm	Item No.	Finish	Quantity per VE
	121556	37	100

Glass supports for angular shelf brackets (100 pieces)

PVC plugs, in a bag

Note: Glass shelves can be ordered from Tegometall on request.



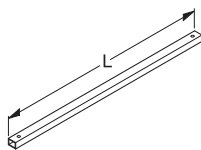
Z1513 / Z0091

Size in cm	Item No.	Finish	Quantity per VE
	121554	44	100

Connection bar

for angular bracket for glass shelf, with fixtures

Note: Glass shelves can be ordered from Tegometall on request.



Z0092

L	Size in cm	Item No.	Finish	Quantity per VE
62.5		122120	①	
66.5		122141	①	
100		122143	①	
125		122144	①	
133		122149	①	

3

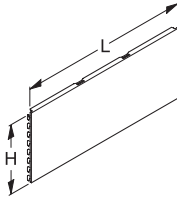
BACK PANELS AND HOOKS

TegoClassic

Back panels GL

Back panel GL, painted on one side

Sheet steel

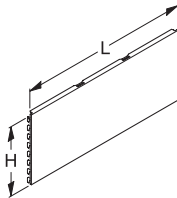


Z0106

Size in cm		Item No.	Finish	Quantity per VE
L	H			
62.5	20	130292	①	
62.5	30	130294	①	
62.5	40	130296	①	
66.5	10	134322	①	
66.5	20	134313	①	
66.5	30	134314	①	
66.5	40	134315	①	
100	10	134303	①	
100	20	131193	①	
100	30	134316	①	
100	40	131200	①	
125	20	131186	①	
125	30	134317	①	
125	40	131298	①	
133	10	134323	①	
133	20	134305	①	
133	30	134312	①	
133	40	134306	①	

Back panel GL, painted on both sides

Sheet steel

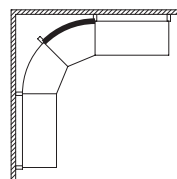
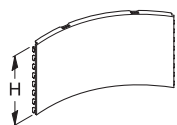


Z0106

Size in cm		Item No.	Finish	Quantity per VE
L	H			
62.5	10	130500	①	
62.5	20	130502	①	
62.5	40	130506	①	
66.5	10	134933	①	
66.5	20	134910	①	
66.5	30	134929	①	
66.5	40	134913	①	
100	10	134934	①	
100	20	134914	①	
100	30	134930	①	
100	40	134915	①	
125	10	134916	①	
125	20	134917	①	
125	30	134931	①	
125	40	134918	①	
133	10	134939	①	
133	20	134938	①	
133	30	134932	①	
133	40	134937	①	

Back panel GL, internal corner round 45°

Sheet steel



Size in cm		Item No.	Finish	Quantity per VE
H				
20		134331	①	
30		134335	①	
40		134332	①	

Z0108/Z2084

3

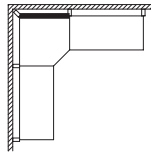
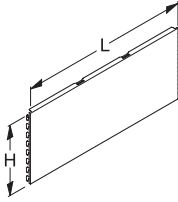
BACK PANELS AND HOOKS

TegoClassic

Back panels GL

Back panel GL, internal corner 90°

Sheet steel



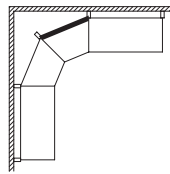
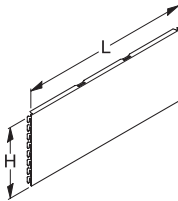
H	Size in cm	Item No.	Finish	Quantity per VE
20 ¹⁾		131845	①	
30 ¹⁾		131846	①	
40 ¹⁾		131847	①	
20 ²⁾		131848	①	
30 ²⁾		131849	①	
40 ²⁾		131850	①	

¹⁾ left²⁾ right

Z0109/Z2086

Back panel GL, internal corner 45°

Sheet steel



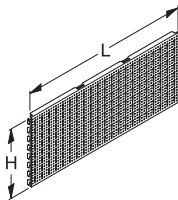
H	Size in cm	Item No.	Finish	Quantity per VE
20		130602	①	
30		130604	①	
40		130606	①	

Z0113/Z2085

Back panels SL

Back panel SL, painted on one side

Sheet steel with combined round and key holes (SL)

Note: For very high loading of the back panel, we recommend use of the back panel reinforcement (item available on request).

L	H	Size in cm	Item No.	Finish	Quantity per VE
62.5	40		131113	①	
66.5	40		134295	①	
100	40		134293	①	
125	40		131300	①	
133	40		134300	①	

Z0115

3

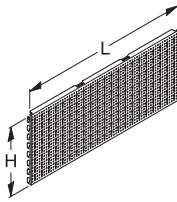
BACK PANELS AND HOOKS

TegoClassic

Back panels SL

Back panel SL, painted on both sides

Sheet steel with combined round and key holes (SL)

Note: For very high loading of the back panel, we recommend use of the back panel reinforcement (item available on request).

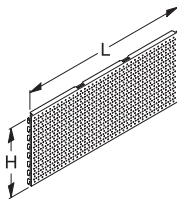
Size in cm		Item No.	Finish	Quantity per VE
L	H			
62.5	40	134923	①	
66.5	40	134927	①	
100	40	134921	①	
125	40	134922	①	
133	40	134937	①	

20116

Back panels RL

Back panel RL, painted on one side

Sheet steel, with round holes (RL)

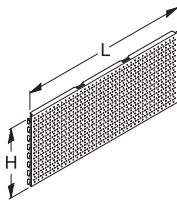
Note: For very high loading of the back panel, we recommend use of the back panel reinforcement (item available on request).

Size in cm		Item No.	Finish	Quantity per VE
L	H			
62.5	40	131513	①	
66.5	40	134296	①	
100	40	134294	①	
125	40	131808	①	
133	40	131815	①	

20121

Back panel RL, painted on both sides

Sheet steel, with round holes (RL)

Note: For very high loading of the back panel, we recommend use of the back panel reinforcement (item available on request).

Size in cm		Item No.	Finish	Quantity per VE
L	H			
62.5	40	134924	①	
66.5	40	134928	①	
100	40	134925	①	
125	40	134926	①	
133	40	134935	①	

20121

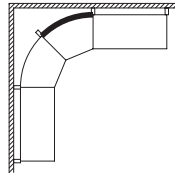
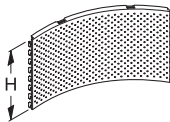
3

BACK PANELS AND HOOKS

TegoClassic

Back panels RL

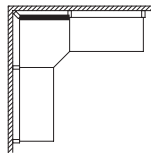
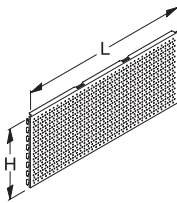
Back panel RL, internal corner 45°
Sheet steel, with round holes (RL)



H	Size in cm	Item No.	Finish	Quantity per VE
40		134334	①	

Z0122/Z2084

Back panel RL, internal corner 90°
Sheet steel, with round holes (RL)

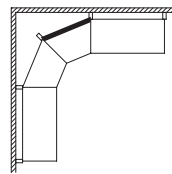
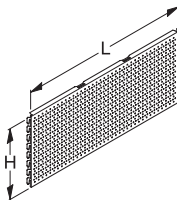


H	Size in cm	Item No.	Finish	Quantity per VE
40 ¹⁾		134326	①	
40 ²⁾		134327	①	

¹⁾ left ²⁾ right

Z0123/Z2086

Back panel RL, internal corner 45°
Sheet steel, with round holes (RL)



H	Size in cm	Item No.	Finish	Quantity per VE
40		131084	①	

Z0124/Z2085

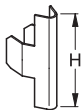
Supplements for back panels

Back panel safeguard

for securing back panels against lifting out

Note: If the shelf's maximum loading capacity is utilised, this part must be used to secure the top back panels against uplift.

The lift-out preventers must be installed properly and completely.



H	Size in cm	Item No.	Finish	Quantity per VE
4		107154	37	100

Z4334/Z4335

3

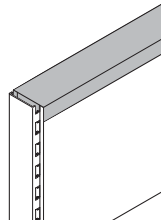
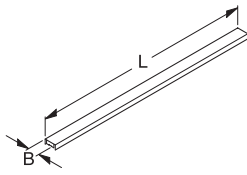
BACK PANELS AND HOOKS

TegoClassic

Supplements for back panels

Gondola cover strip

Sheet steel



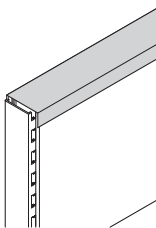
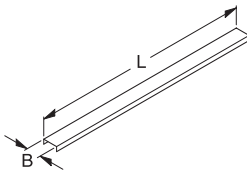
20127/24123

L	Size in cm		Item No.	Finish	Quantity per VE
	B	B ^{*)}			
62.5	5		133120	①	
62.5	6		133140	①	
62.5	8		133160	①	
62.5	11		133180	①	
66.5	5		133122	①	
66.5	6		134949	①	
66.5	8		134950	①	
66.5	11		134951	①	
100	5		133124	①	
100	6		131800	①	
100	8		131124	①	
100	11		134952	①	
125	5		133126	①	
125	6		131128	①	
125	8		131129	①	
125	11		134953	①	
133	5		133128	①	
133	6		131417	①	
133	8		131527	①	
133	11		131419	①	

*) B is the upright depth

Back panel cover strip

Sheet steel, to cover back panels between uprights



20130/24559

L	Size in cm		Item No.	Finish	Quantity per VE
	B	B ^{*)}			
59.5	3		133598	①	
59.5	6		133607	①	
59.5	8		133613	①	
63.5	3		134954	①	
63.5	6		134958	①	
63.5	8		134962	①	
97	3		134955	①	
97	5		133584	①	
97	6		134959	①	
97	8		134963	①	
122	3		134956	①	
122	6		134960	①	
122	8		134964	①	
130	3		134957	①	
130	6		134961	①	
130	8		134965	①	

*) B is the upright depth

3

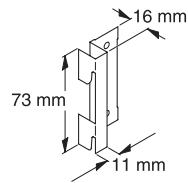
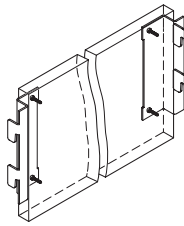
BACK PANELS AND HOOKS

TegoClassic

Accessories for wooden parts

Back panel clips (Pair)

Sheet steel, for hanging wooden back panels

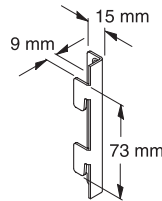
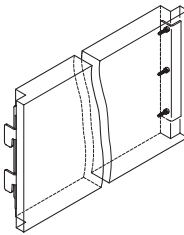
Note: Wooden back panels can be ordered from Tegometall on request.

Z4329/Z4330

Size in cm	Item No.	Finish	Quantity per VE
	154340	①	50

Central panel clips (Pair)

Sheet steel, for hanging wooden back panels

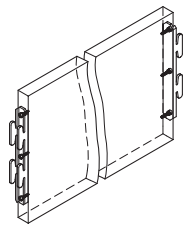
Note: Wooden back panels can be ordered from Tegometall on request.

Z3926/Z3927

Size in cm	Item No.	Finish	Quantity per VE
	154342	①	50

Panel clip for transverse panel

Sheet steel, use at least 4 clips per panel

Note: Wooden back panels can be ordered from Tegometall on request.

Z0535

Size in cm	Item No.	Finish	Quantity per VE
	154344	37	50

3

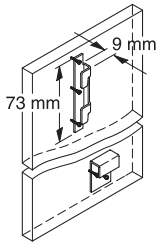
BACK PANELS AND HOOKS

TegoClassic

Accessories for wooden parts

Panel clip

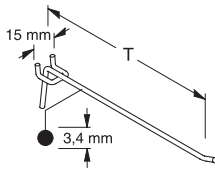
for lateral fascias in gondolas, complete

Note: Wooden back panels can be ordered from Tegometall on request.

Size in cm	Item No.	Finish	Quantity per VE
	154346	37	

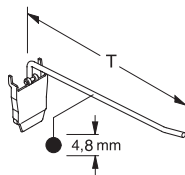
Z0536

Hooks and special holders

Single hookfor back panel RL and SL, \varnothing 3.4 mm

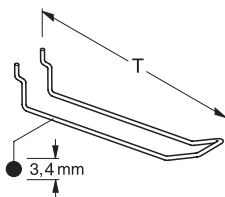
T	Size in cm	Item No.	Finish	Quantity per VE
8		136580	37	50
10		136582	37	50
12		136584	37	50
16		136586	37	50
20		136588	37	50

Z0136

Single hinged hookwith hinged locking device, for back panel RL and SL, \varnothing 4.8 mm

T	Size in cm	Item No.	Finish	Quantity per VE
20		136562	37	25
30		136564	37	25

Z0137

Hook for blister packingsfor back panel RL and SL, \varnothing 3.4 mm

T	Size in cm	Item No.	Finish	Quantity per VE
12		136510	37	50
16		136512	37	50
20		136516	37	50

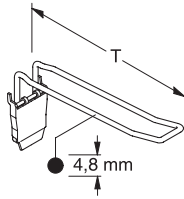
Z0140

3

BACK PANELS AND HOOKS

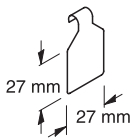
TegoClassic

Hooks and special holders

Double hinged hookwith hinged locking device, for back panel RL and SL, \varnothing 4.8 mm

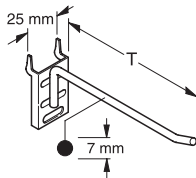
Z0142

T	Size in cm	Item No.	Finish	Quantity per VE
20		136452	37	25
30		136454	37	25

Retrofit flagfor wire \varnothing 4 to 4.8 mm Area 27x27 mm

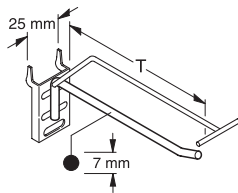
Z0148

Size in cm	Item No.	Finish	Quantity per VE
	136990	44	100

Holder heavy typefor back panel RL, \varnothing 7 mm

Z0962

T	Size in cm	Item No.	Finish	Quantity per VE
20		136210	37	50
30		136212	37	50
40		136214	37	50

Holder heavy typewith top label holder for label jacket, for back panel RL, \varnothing 7 mm

Z0963

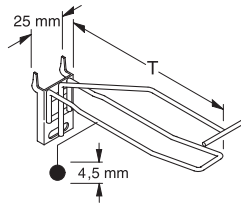
T	Size in cm	Item No.	Finish	Quantity per VE
20		136220	37	50
30		136222	37	50
40		136224	37	50

3

BACK PANELS AND HOOKS

TegoClassic

Hooks and special holders

Blister hookwith top label holder for label jacket, for back panel RL, \varnothing 4.5 mm

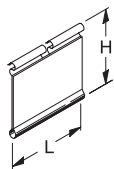
Z0965

T	Size in cm		Item No.	Finish	Quantity per VE
	L	H			
20			136240	37	50
30			136242	37	50
40			136244	37	50

3

Label jacket

for plugging onto label holder, plastic

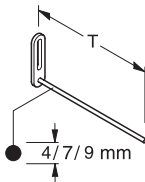


Z0966

L	Size in cm		Item No.	Finish	Quantity per VE
	H	W			
7	4		136994	44	100

Tool holder

with nut and bolt, for back panels SL

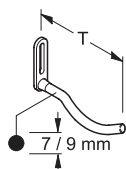


Z0149

T	Size in cm		Item No.	Finish	Quantity per VE
	L	\varnothing			
4 ¹⁾	0.4		136300	37	50
6 ¹⁾	0.4		136302	37	50
8 ¹⁾	0.4		136304	37	50
12 ¹⁾	0.7		136308	37	50
17 ¹⁾	0.7		136313	37	50
10 ¹⁾	0.7		136320	37	50
20 ¹⁾	0.7		136322	37	50
30 ¹⁾	0.7		136324	37	50
10 ²⁾	0.9		136330	37	50
20 ²⁾	0.9		136332	37	50

¹⁾ zinc-plated²⁾ zinc-plated and rubber coated**Tool holder, special**

with nut and bolt, for back panels SL



Z4328

T	Size in cm		Item No.	Finish	Quantity per VE
	L	\varnothing			
9	0.7		136400	37	20
9	0.9		136405	37	20

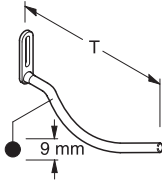
¹⁾ zinc-plated²⁾ zinc-plated and rubber coated

3

BACK PANELS AND HOOKS

TegoClassic

Hooks and special holders

Tool holder for drilling machinewith bolt and nut, zinc-plated and coated with rubber, for rear panel SL, \varnothing 9 mm

Z0151

T	Size in cm	Item No.	Finish	Quantity per VE
18		136420	37	20

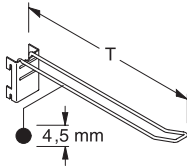
Standard bolt M 5×10 mm (100 pieces)

and locking nut M 5 to fix tool holders to back panel SL



Z0152

Size in cm	Item No.	Finish	Quantity per VE
	136410	37	100

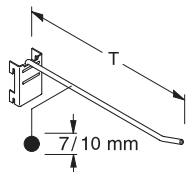
Blister hookfor back panel SL, \varnothing 4.5 mm

Z0153

T	Size in cm	Item No.	Finish	Quantity per VE
20		136432	37	25
20		136432	88	
30		136434	37	25
30		136434	88	

Holder heavy type

for back panels SL



Z0154

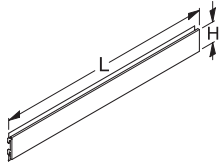
T	Size in cm	Item No.	Finish	Quantity per VE
	\varnothing			
20	0.7	136632	37	20
20	0.7	136632	88	
30	0.7	136634	37	20
30	0.7	136634	88	
40	1	136636	37	20
40	1	136636	88	

3

BACK PANELS AND HOOKS

TegoClassic

Slatted back panel walls

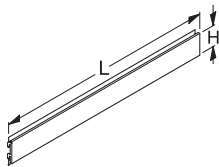
Slat-panel
Sheet steel

Z0167

Size in cm		Item No.	Finish	Quantity per VE
L	H			
62.5	5	137090	①	
62.5	10	137000	①	
62.5	20	137020	①	
66.5	5	137092	①	
66.5	10	137002	①	
66.5	20	137022	①	
100	5	137094	①	
100	10	137004	①	
100	20	137024	①	
125	5	137096	①	
125	10	137006	①	
125	20	137026	①	
133	5	137098	①	
133	10	137008	①	
133	20	137028	①	

Slat-panel with slit

Sheet steel, bottom edge with slit for electrical cable run

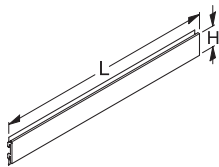


Z0168

Size in cm		Item No.	Finish	Quantity per VE
L	H			
62.5	10	137150	①	
66.5	10	137152	①	
100	10	137154	①	
125	10	137156	①	
133	10	137158	①	

Slat-panel internal corner 90°

Sheet steel



Z0170

Size in cm		Item No.	Finish	Quantity per VE
H				
10 ¹⁾		137036	①	
10 ²⁾		137038	①	
20 ¹⁾		137044	①	
20 ²⁾		137046	①	

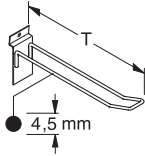
¹⁾ right²⁾ left

3

BACK PANELS AND HOOKS

TegoClassic

Hooks for slatted back panel walls

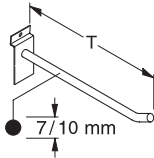
Blister hookfor slat panel, \varnothing 4.5 mm

20210

T	Size in cm		Item No.	Finish		Quantity per VE
20			137910	37	88	
30			137912	37	88	

Holder heavy type

for slatted panel walls



20211

T	Size in cm		Item No.	Finish		Quantity per VE
		\varnothing				
20	0.7		137914	37	88	
30	0.7		137916	37	88	
40	1		137918	37	88	

4

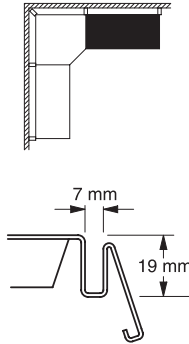
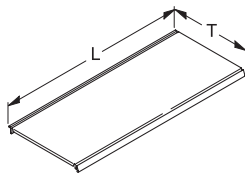
SHELVES AND ACCESSORIES

TegoClassic

Shelves

Steel shelf

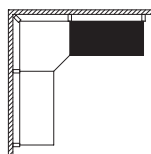
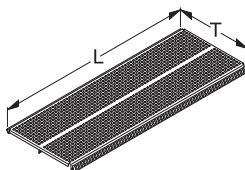
with front and back groove



Size in cm		Item No.	Finish	Quantity per VE
L	T			
62.5	20	145000	①	
62.5	25	145020	①	
62.5	30	145040	①	
62.5	37	140320	①	
62.5	47	140340	①	
62.5	57	140360	①	
62.5	67	140380	①	
62.5	77	140400	①	
66.5	20	145002	①	
66.5	25	145022	①	
66.5	30	145042	①	
66.5	37	144397	①	
66.5	47	144398	①	
66.5	57	144399	①	
66.5	67	144400	①	
66.5	77	144401	①	
100	20	145004	①	
100	25	145024	①	
100	30	145044	①	
100	37	141666	①	
100	47	141667	①	
100	57	141668	①	
100	67	141669	①	
100	77	141670	①	
125	20	145006	①	
125	25	145026	①	
125	30	145046	①	
125	37	141649	①	
125	47	141660	①	
125	57	141651	①	
125	67	141652	①	
125	77	141653	①	
133	20	145008	①	
133	25	145028	①	
133	30	145048	①	
133	37	144405	①	
133	47	144406	①	
133	57	144407	①	
133	67	144408	①	
133	77	144409	①	

Perforated steel shelf

with front and back groove, holes 5x5 mm



Size in cm		Item No.	Finish	Quantity per VE
L	T			
66.5	30	148571	①	
66.5	37	148576	①	
66.5	47	148556	①	
100	30	348572	①	
100	37	348577	①	
100	47	348582	①	
125	30	148573	①	
125	37	148578	①	
125	47	148583	①	

Z1276/Z2094

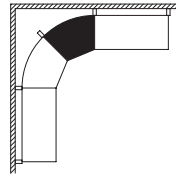
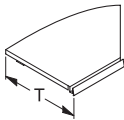
4

SHELVES AND ACCESSORIES

TegoClassic

Shelves

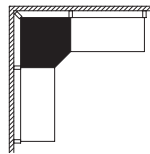
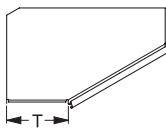
Steel shelf, internal corner round 45°
with front groove only



T	Size in cm	Item No.	Finish	Quantity per VE
20		140590	①	
25		140592	①	
30		140594	①	
37		144368	①	
47		144369	①	
57		144370	①	
67		144371	①	

Z0219/Z2089

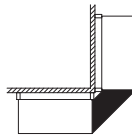
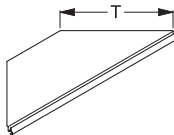
Steel shelf, internal corner 90°
with front groove only. To be used with: 1 pair of shelf brackets and 1 single bracket



T	Size in cm	Item No.	Finish	Quantity per VE
20		140610	①	
25		140612	①	
30		140614	①	
37		143205	①	
47		143206	①	
57		143207	①	

Z0220/Z2091

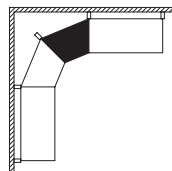
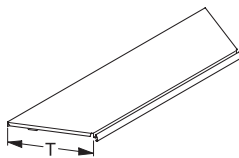
Steel shelf, external corner 90°
with front groove only



T	Size in cm	Item No.	Finish	Quantity per VE
20		140730	①	
25		140732	①	
30		140734	①	
37		141692	①	
47		141693	①	
57		141694	①	

Z0221/Z2092

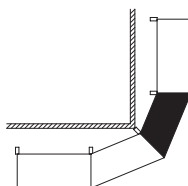
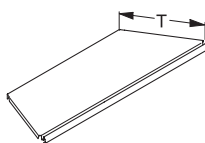
Steel shelf, internal corner 45°
with front groove only



T	Size in cm	Item No.	Finish	Quantity per VE
20		140132	①	
25		140134	①	
30		140136	①	
37		140142	①	
47		140144	①	
57		140146	①	

Z0222/Z2090

Steel shelf, external corner 45°
with front groove only. In gondolas only to be used with upright 80x30 mm



T	Size in cm	Item No.	Finish	Quantity per VE
20		140072	①	
25		140074	①	
30		140076	①	
37		140082	①	
47		140084	①	
57		140086	①	

Z0223/Z2093

4

SHELVES AND ACCESSORIES

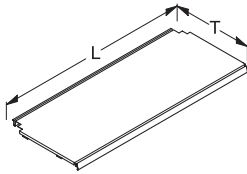
TegoClassic

Shelves

Notched shelf

Sheet steel with welded-on support sections.

Only to be used with upright 80x30 mm and back wire grating R30 for R25/50 (▶ 70).



Z4557

4

Size in cm		Item No.	Finish	Quantity per VE
L	T			
62.5	34 ¹⁾	145207	①	
62.5	41 ²⁾	145217	①	
62.5	51 ³⁾	145227	①	
62.5	61 ⁴⁾	145237	①	
66.5	34 ¹⁾	145201	①	
66.5	41 ²⁾	145211	①	
66.5	51 ³⁾	145221	①	
66.5	61 ⁴⁾	145231	①	
100	34 ¹⁾	145204	①	
100	41 ²⁾	145214	①	
100	51 ³⁾	145224	①	
100	61 ⁴⁾	145234	①	
125	34 ¹⁾	145205	①	
125	41 ²⁾	145215	①	
125	51 ³⁾	145225	①	
125	61 ⁴⁾	145235	①	
133	34 ¹⁾	145206	①	
133	41 ²⁾	145216	①	
133	51 ³⁾	145226	①	
133	61 ⁴⁾	145236	①	

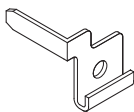
¹⁾ suitable for shelf bracket T 30
³⁾ suitable for shelf bracket T 47

²⁾ suitable for shelf bracket T 37
⁴⁾ suitable for shelf bracket T 57

Accessories for shelves

Lift-out preventers for shelf (Pair)

for preventing the steel shelves on shelf brackets from lifting out

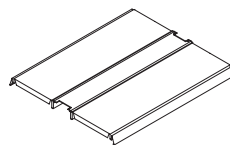
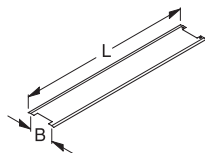


Z3639

Size in cm		Item No.	Finish	Quantity per VE
L	T			
		140970	37	

Filler plate

for gondolas and mobile shelving without back panels



Z0226/Z0227

Size in cm		Item No.	Finish	Quantity per VE
L	B ^{*)}			
62.5	6	143120	①	
62.5	8	143140	①	
66.5	6	141546	①	
66.5	8	143142	①	
100	6	141547	①	
100	8	143144	①	
125	5	143106	①	
125	6	141552	①	
125	8	143146	①	
133	6	141543	①	
133	8	143148	①	

*B is the upright depth

4

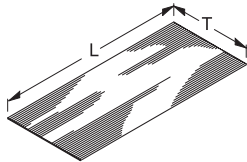
SHELVES AND ACCESSORIES

TegoClassic

Accessories for shelves

Ridged rubber mat

for placing or gluing on shelves

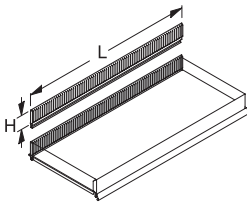


Z0266

Size in cm		Item No.	Finish	Quantity per VE
L	T			
66.5	47	144178	47	
66.5	57	144179	47	
66.5	67	144180	47	
100	47	144184	47	
100	57	144185	47	
100	67	144186	47	
125	47	144190	47	
125	57	144191	47	
125	67	144192	47	
133	47	144196	47	
133	57	144197	47	
133	67	144198	47	

Dividing strip

Plastic, for shelf with front and back groove, transparent

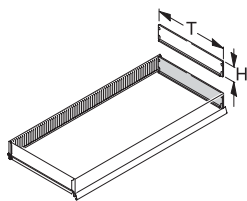


Z0238

Size in cm		Item No.	Finish	Quantity per VE
L	H			
62.5	4.5	144480	44	
62.5	7.5	144482	44	
66.5	4.5	144410	44	
66.5	7.5	143233	44	
97	4.5	143246	44	
97	7.5	143247	44	
100	4.5	144411	44	
100	7.5	144415	44	
125	4.5	144412	44	
125	7.5	144416	44	
133	4.5	144413	44	
133	7.5	144417	44	

Divider plain

Transparent plastic



Z0239

Size in cm		Item No.	Finish	Quantity per VE
T	H			
20	4.5	145332	44	
20	7.5	145372	44	
25	4.5	145334	44	
25	7.5	145374	44	
30	4.5	145336	44	
30	7.5	145376	44	
37	4.5	144419	44	
37	7.5	144423	44	
47	4.5	144420	44	
47	7.5	144424	44	
57	4.5	144421	44	
57	7.5	144425	44	

4

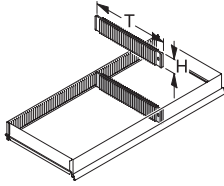
SHELVES AND ACCESSORIES

TegoClassic

Accessories for shelves

Divider with tothing

Transparent plastic



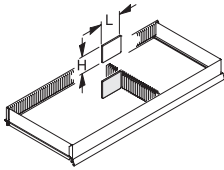
Z0240

Size in cm		Item No.	Finish	Quantity per VE
T	H			
20	4.5	145402	44	
20	7.5	145442	44	
25	4.5	145404	44	
25	7.5	145444	44	
30	4.5	145406	44	
30	7.5	145446	44	
37	4.5	144427	44	
37	7.5	144431	44	
47	4.5	144428	44	
47	7.5	144432	44	
57	4.5	144429	44	
57	7.5	144433	44	

4

Subdivider

Transparent plastic, for dividers with tothing

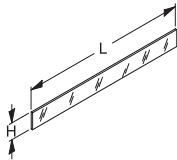


Z0241

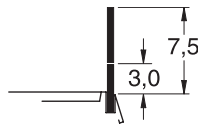
Size in cm		Item No.	Finish	Quantity per VE
L	H			
8.4	4.5	144434	44	
8.4	7.5	144436	44	
16.8	4.5	144435	44	
16.8	7.5	144437	44	

Front glass

float glass, 6 mm thick



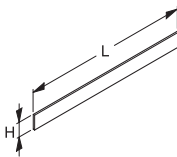
Z0242 / Z0243



Size in cm		Item No.	Finish	Quantity per VE
L	H			
62.5	5	143809	42	
62.5	9.5	143500	42	
66.5	5	144663	42	
66.5	9.5	144664	42	
100	5	143808	42	
100	9.5	143811	42	
125	5	143806	42	
125	9.5	143807	42	
133	5	143797	42	
133	9.5	143798	42	

Low front strip

plastic



Z0245 / Z0244



Size in cm		Item No.	Finish	Quantity per VE
L	H			
62.5	3.5	144380	44	
66.5	3.5	144382	44	
100	3.5	144384	44	
125	3.5	144386	44	
133	3.5	144388	44	

4

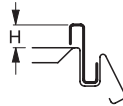
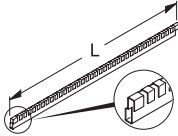
SHELVES AND ACCESSORIES

TegoClassic

Accessories for shelves

Border strip H 1

for shelf with front groove, sheet steel

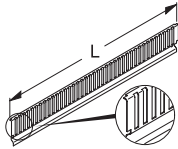


Size in cm		Item No.	Finish	Quantity per VE
L	H			
62.5	1	143190	①	
66.5	1	143192	①	
100	1	143194	①	
125	1	143196	①	
133	1	143197	①	

Z0246/Z0871

Border strip H 5

for shelf with back groove, sheet steel

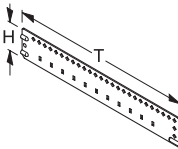


Size in cm		Item No.	Finish	Quantity per VE
L	H			
62.5	5	143189	①	
66.5	5	143182	①	
100	5	143184	①	
125	5	143186	①	
133	5	143188	①	

Z0247

Divider sheet H 5.5 quadrant

for border strips H 1 and H 5, sheet steel

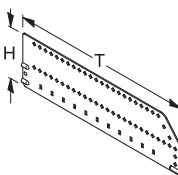


Size in cm		Item No.	Finish	Quantity per VE
T	H			
20	5.5	143740	①	
25	5.5	143741	①	
30	5.5	143742	①	
37	5.5	143640	①	
47	5.5	143641	①	
57	5.5	143642	①	
67	5.5	143643	①	

Z3208

Divider sheet H 10 quadrant

for border strips H 1 and H 5, sheet steel

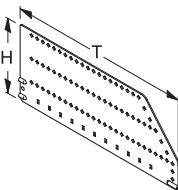


Size in cm		Item No.	Finish	Quantity per VE
T	H			
20	10	143743	①	
25	10	143744	①	
30	10	143745	①	
37	10	143710	①	
47	10	143711	①	
57	10	143712	①	
67	10	143713	①	

Z3209

Divider sheet H 15 quadrant

for border strips H 1 and H 5, sheet steel



Size in cm		Item No.	Finish	Quantity per VE
T	H			
20	15	143746	①	
25	15	143747	①	
30	15	143748	①	
37	15	143715	①	
47	15	143716	①	
57	15	143717	①	
67	15	143718	①	

Z3210

4

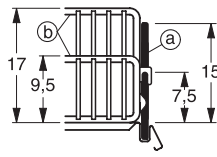
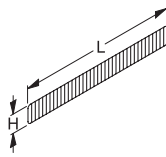
SHELVES AND ACCESSORIES

TegoClassic

Accessories for shelves

Front grid

for shelf with front and back groove
 a = front grille
 b = separating grille



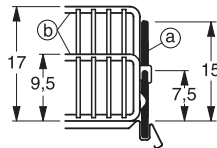
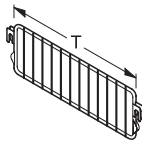
20255/20256

Size in cm		Item No.	Finish	Quantity per VE
L	H			
62.5	9.5	143400	88	
62.5	17	143420	88	
66.5	9.5	144661	88	
66.5	17	144662	88	
100	9.5	144201	88	
100	17	144205	88	
125	9.5	144202	88	
125	17	144206	88	
133	9.5	144203	88	
133	17	144207	88	

4

Divider grid

to be used as a side and separating grille for wire front riser
 a = front grille
 b = separating grille

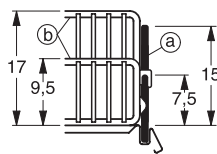
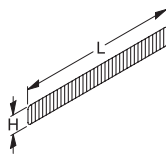


20257/20256

Size in cm		Item No.	Finish	Quantity per VE
T	H			
37	9.5	144666	88	
37	17	144670	88	
47	9.5	144667	88	
47	17	144671	88	
57	9.5	144668	88	
57	17	144672	88	

Front grid (glossy zinc-plated)

for shelf groove with front and back groove
 a = front grille
 b = separating grille

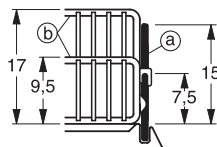
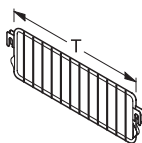


20255/20256

Size in cm		Item No.	Finish	Quantity per VE
L	H			
62.5	9.5	143400	37	
62.5	17	143420	37	
66.5	9.5	144661	37	
66.5	17	144662	37	
100	9.5	144201	37	
100	17	144205	37	
125	9.5	144202	37	
125	17	144206	37	
133	9.5	144203	37	
133	17	144207	37	

Divider grid (glossy zinc-plated)

to be used as a side and separating grille for wire front riser
 a = front grille
 b = separating grille



20257/20256

Size in cm		Item No.	Finish	Quantity per VE
T	H			
20	9.5	145502	37	
20	17	145522	37	
25	9.5	145504	37	
25	17	145524	37	
30	9.5	145506	37	
30	17	145526	37	
37	9.5	144666	37	
37	17	144670	37	
47	9.5	144667	37	
47	17	144671	37	
57	9.5	144668	37	
57	17	144672	37	

4

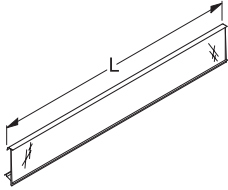
SHELVES AND ACCESSORIES

TegoClassic

Scanning ticket strips

Scanning ticket strip H 4

Plastic, for clipping on shelves or on scanning frames



L	Size in cm		Item No.	Finish	Quantity per VE
	H				
62.5	4		144840	②	10
66.5	4		144842	②	10
100	4		144844	②	10
125	4		144846	②	10
133	4		144848	②	10

20267/20268

5

SPECIAL PARTS

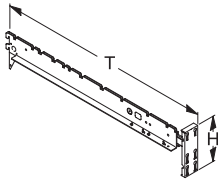
TegoClassic

Fascias and accessories

Fascia bracket H 20

Sheet steel, for fascias H 20 and fascias H 20 with cutout.
Also usable with wooden fascias

Note: If special colours are ordered the bracket is jura white.



Z0284

Size in cm		Item No.	Finish	Quantity per VE
T	H			
23–29	20	150360	①	
33–39 ¹⁾	20	150362	①	
43–49 ²⁾	20	150404	①	
53–59 ³⁾	20	150406	①	
63–69 ⁴⁾	20	150408	①	

¹⁾ To cover: use back panel H 10

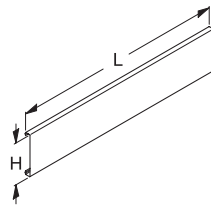
²⁾ To cover: use back panel H 20

³⁾ To cover: use back panel H 30

⁴⁾ To cover: use back panel H 40

Fascia H 20

Sheet steel

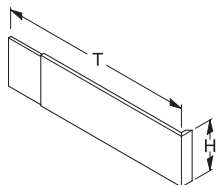


Z0285

Size in cm		Item No.	Finish	Quantity per VE
L	H			
62.5	20	151500	①	
66.5	20	154645	①	
100	20	154633	①	
125	20	154634	①	
133	20	154635	①	

Fascia return H 20

Sheet steel. For use on left and right side

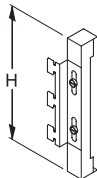


Z0285

Size in cm		Item No.	Finish	Quantity per VE
T	H			
61–76	20	154640	①	

Bracket for fascia return

Sheet steel. For use on left and right side



Z0839

Size in cm		Item No.	Finish	Quantity per VE
H				
20		150810	①	

5

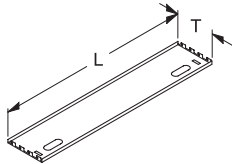
SPECIAL PARTS

TegoClassic

Fascias and accessories

Lower soffit, straight

Sheet steel, suitable for lighting unit

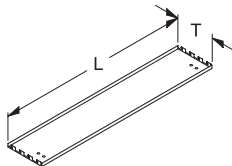


Z0298

Size in cm		Item No.	Finish	Quantity per VE
L	T			
62.5	20	132263	①	
66.5	20	132262	①	
100	20	132282	①	
125	20	132292	①	
133	20	132302	①	

Lower soffit, straight, T 20

Sheet steel without holes



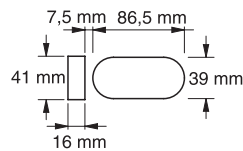
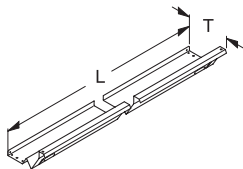
Z0850

Size in cm		Item No.	Finish	Quantity per VE
L	T			
62.5	20	139460	①	
66.5	20	139462	①	
100	20	139464	①	
125	20	139466	①	
133	20	139468	①	

Lower soffit, shaped

Sheet steel, suitable for lighting unit

For fascia H 20 and for fascia H 20 with cutout



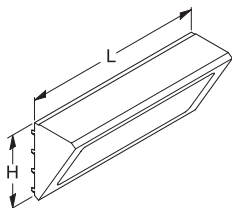
Z0299/Z0300

Size in cm		Item No.	Finish	Quantity per VE
L	T			
62.5	20	152320	①	
66.5	20	152322	①	
100	20	152324	①	
125	20	152326	①	
133	20	152328	①	

Deco fascias and accessories

Light box oblique

Sheet steel, to fit sloping arm 157072; without acrylic insert



Z0874

Size in cm		Item No.	Finish	Quantity per VE
L	H			
62.5	40	157101	①	
66.5	40	157102	①	
100	40	157104	①	
125	40	157106	①	
133	40	157108	①	

5

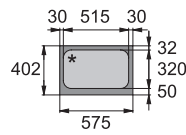
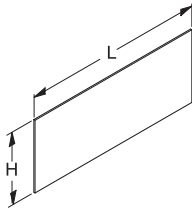
SPECIAL PARTS

TegoClassic

Deco fascias and accessories

Acrylic insert

White, for light box oblique
(* cut-out surface light box)



Size in cm		Item No.	Finish	Quantity per VE
L	H			
62.5	40	157113	44	
66.5	40	157112	44	
100	40	157114	44	
125	40	157116	44	
133	40	157117	44	

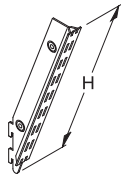
20312/24111

5

Sloping arm and accessories

Sloping arm 30°

Sheet steel, for suspension of back panel H 40.
Connection through gondola cover B 5 cm.

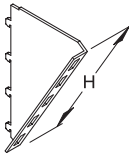


Size in cm		Item No.	Finish	Quantity per VE
H				
40		157070	①	

20313

Sloping arm end plates (Pair)

Sheet steel. For starting and end unit for suspension of back panels H 40.
Connection through gondola cover B 5 cm.



Size in cm		Item No.	Finish	Quantity per VE
H				
40		157072	42	

20314

5

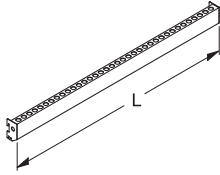
SPECIAL PARTS

TegoClassic

Perforated rear support bar 50×20 mm

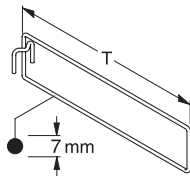
Rear support bar 50×20 mm

perforated, made of tubular steel 50×20 mm



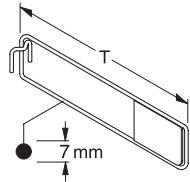
20336

L	Size in cm		Item No.	Finish		Quantity per VE
62.5			153520	①		
66.5			154763	①		
100			154764	①		
125			154765	①		
133			154766	①		

Separator, without platefor hanging into perforated rear support bar 50×20 mm, \varnothing 7 mm

20340

T	Size in cm		Item No.	Finish		Quantity per VE
32			154070	37	88	
42			155043	37	88	

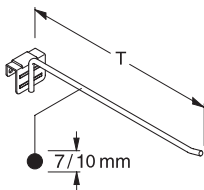
Separator, with platefor hanging into perforated rear support bar 50×20 mm. Plate for description of goods, \varnothing 7 mm

20341

T	Size in cm		Item No.	Finish		Quantity per VE
32			154080	37	88	
42			155044	37	88	

Hook-on bracket

suitable for perforated rear support bar 50×20 mm and support frame



23700

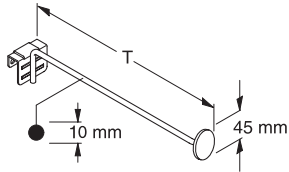
T	Size in cm		Item No.	Finish		Quantity per VE
		\varnothing				
20	0.7		151889	37	50	
20	0.7		151889	88		
25	0.7		151890	37	50	
25	0.7		151890	88		
30	0.7		151891	37	50	
30	0.7		151891	88		
40	1		151439	37	50	
40	1		151439	88		

5

SPECIAL PARTS

TegoClassic

Perforated rear support bar 50×20 mm

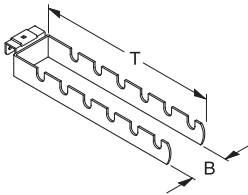
Bar hook with end platesuitable for the rear support bar 50×20 mm, \varnothing 10 mm

24274

T	Size in cm		Item No.	Finish		Quantity per VE
25			151532	37	88	
40			151579	37	88	
45			151535	37	88	

Tool holder

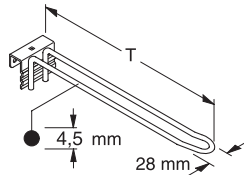
suitable for perforated rear support bar 50×20 mm



20350

T	Size in cm		Item No.	Finish		Quantity per VE
	B					
30	6		153686	37	88	

5

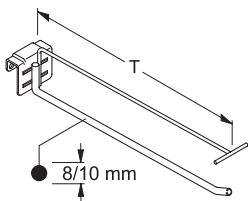
Blister hooksuitable for the perforated rear support bar 50×20 mm, \varnothing 4.5 mm

20352

T	Size in cm		Item No.	Finish		Quantity per VE
20			153672	37	25	
20			153672	88		
30			153674	37	25	
30			153674	88		

Single prong hook with label holder

suitable for rear support bar 50×20 mm, perforated; for label pocket



Z1850

T	Size in cm		Item No.	Finish		Quantity per VE
	\varnothing					
45	0.8		158916	37	88	
45	1		158918	37	88	

5

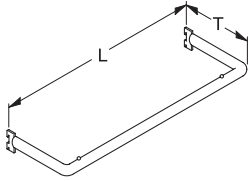
SPECIAL PARTS

TegoClassic

Special parts for textiles

Clothes frame, straight

oval tube, chrome-plated 30x15 mm



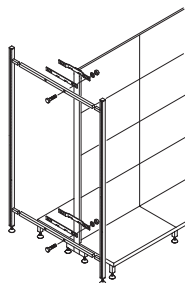
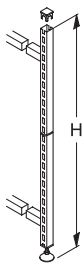
Z0415

Size in cm		Item No.	Finish	Quantity per VE
L	T			
62.5	25	152880	38	
62.5	35	152890	38	
66.5	25	152882	38	
66.5	35	152892	38	
100	25	152884	38	
100	35	152894	38	
125	25	152886	38	
125	35	152896	38	
133	25	152888	38	
133	35	152898	38	

Gondola end frame

Uprights for gondola end frame (Pair)

Tubular section 30x30 mm; complete with tube insert and foot disk.
Can optionally be fitted on one or both sides with back panels

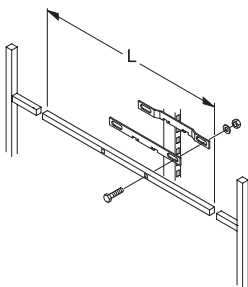


Z0470/Z0471

Size in cm	Item No.	Finish	Quantity per VE
H			
120	155128	①	
140	155132	①	
160	155136	①	
180	155140	①	
200	155144	①	
220	155148	①	
240	155152	①	

Connection bars for gondola end frame (Pair)

for screwing up on gondola uprights



Z0469

Size in cm	Item No.	Finish	Quantity per VE
L			
62.5	155100	①	
66.5	155102	①	
100	155104	①	
125	155106	①	
133	155108	①	

6

WIRE ARTICLES

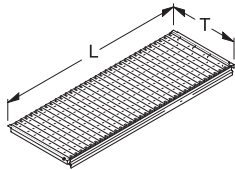
TegoClassic

Wire articles and accessories

Grid shelf, close meshed with price ticket holder

Suitable for brackets 2 H, brackets 3 H, heavy brackets and for baselegs. Welded profile in front for ticket strip.

Mesh size approx. 15 mm. Wire \varnothing 3 mm

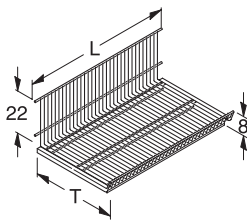


Z0955

Size in cm		Item No.	Finish	Quantity per VE
L	T			
62.5	37	169210	①	
62.5	47	169215	①	
62.5	57	169180	①	
66.5	37	169211	①	
66.5	47	169216	①	
66.5	57	169181	①	
100	37	169212	①	
100	47	169217	①	
100	57	169182	①	
125	37	169213	①	
125	47	169218	①	
125	57	169183	①	
133	37	169214	①	
133	47	169219	①	
133	57	169184	①	

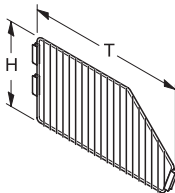
TEK wire basket

to fit on shelf brackets or on baselegs. Mesh size approx. 20 mm



Z0969

Size in cm			Item No.	Finish	Quantity per VE
L	T	H			
66.5	37	22	160342	①	
66.5	47	22	160352	①	
66.5	57	22	160362	①	
100	37	22	160344	①	
100	47	22	160354	①	
100	57	22	160364	①	
125	37	22	160346	①	
125	47	22	160356	①	
125	57	22	160366	①	
133	37	22	160348	①	
133	47	22	160358	①	
133	57	22	160368	①	

Divider for TEK wire baskets

Z0949

Size in cm		Item No.	Finish	Quantity per VE
L	H			
37	22	160382	①	
47	22	160384	①	
57	22	160386	①	

6

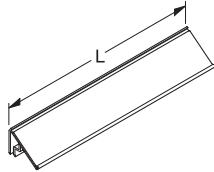
WIRE ARTICLES

TegoClassic

Wire articles and accessories

Scanning ticket strip H 4 TEK

to fit on TEK wire baskets. Plastic

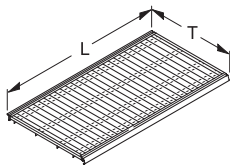


Z0968

Size in cm		Item No.	Finish	Quantity per VE
L	H			
66.5	4	144242	②	
100	4	144244	②	
125	4	144246	②	
133	4	144248	②	

Grid shelf with front and back groove

front and rear groove made of sheet steel, mesh size approx. 11 mm



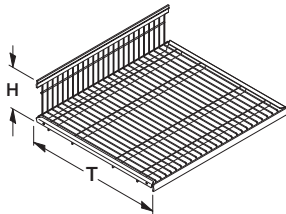
Z3372/Z3472

Size in cm		Item No.	Finish	Quantity per VE
L	T			
62.5	37	160940	①	
62.5	47	160945	①	
62.5	57	160950	①	
66.5	37	160941	①	
66.5	47	160946	①	
66.5	57	160951	①	
100	37	160942	①	
100	47	160947	①	
100	57	160952	①	
125	37	160943	①	
125	47	160948	①	
125	57	160953	①	
133	37	160944	①	
133	47	160949	①	
133	57	160954	①	

Grid shelf PBE

can be used with folded up edge H 15 at rear or front.

Mesh size approx. 11 mm



Z3649

Size in cm		Item No.	Finish	Quantity per VE
L	T			
62.5	37	160010	①	
62.5	47	160020	①	
62.5	57	160030	①	
66.5	37	160012	①	
66.5	47	160022	①	
66.5	57	160032	①	
100	37	160014	①	
100	47	160024	①	
100	57	160034	①	
125	37	160016	①	
125	47	160026	①	
125	57	160036	①	
133	37	160018	①	
133	47	160028	①	
133	57	160038	①	

6

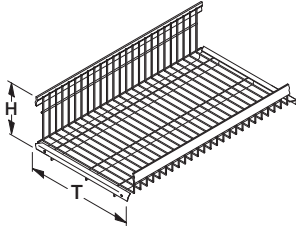
WIRE ARTICLES

TegoClassic

Wire articles and accessories

PKE wire basket

can be used with folded up edge H 15 and H 10 at back or front. Mesh size approx. 11 mm

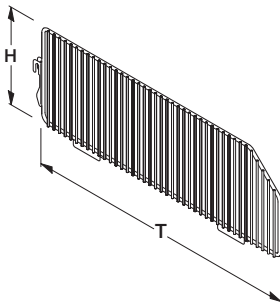


Z3650

Size in cm		Item No.	Finish	Quantity per VE
L	T			
62.5	37	160060	①	
62.5	47	160070	①	
62.5	57	160080	①	
66.5	37	160062	①	
66.5	47	160072	①	
66.5	57	160082	①	
100	37	160064	①	
100	47	160074	①	
100	57	160084	①	
125	37	160066	①	
125	47	160076	①	
125	57	160086	①	
133	37	160068	①	
133	47	160078	①	
133	57	160088	①	

Dividing grid, close-meshed

for grid shelf PBE and PKE wire basket, mesh size approx. 11 mm

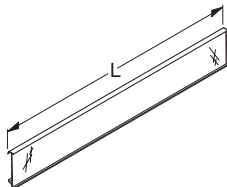


Z3648

Size in cm		Item No.	Finish	Quantity per VE
T	H			
37	15	160740	①	
47	15	160742	①	
57	15	160744	①	

Scanning ticket strip H 4 PBE PKE

plastic, for attaching to PBE grid shelf and PKE wire basket



Z3838/Z3837

Size in cm		Item No.	Finish	Quantity per VE
L	H			
62.5	4	144060	②	
66.5	4	144061	②	
100	4	144062	②	
125	4	144063	②	
133	4	144064	②	

6

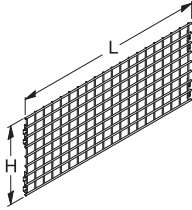
WIRE ARTICLES

TegoClassic

Wire articles and accessories

Back wire grating

for suspension in front of uprights, mesh width appr. 50×50 mm



70500

Size in cm		Item No.	Finish	Quantity per VE
L	H			
62.5	40	160500	①	
66.5	40	160502	①	
100	40	160504	①	
125	40	160506	①	
133	40	160508	①	

7

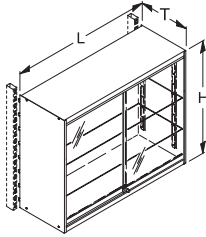
SHELVING SHOWCASE UNITS

TegoClassic

Shelving showcase units

Shelving showcase unit, complete H 80

with glass sliding doors, lockable and 2 glass shelves, height adjustable. Sheet steel

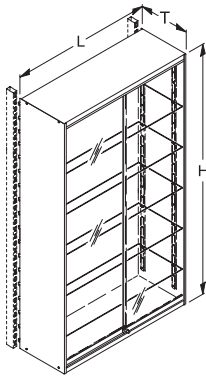


Z2861

L	Size in cm		Item No.	Finish	Quantity per VE
	T	H			
100	37	80	370082	35	
100	47	80	370087	35	
125	37	80	370083	35	
125	47	80	370088	35	

Shelving showcase unit, complete H 180

with glass sliding doors, lockable and 5 glass shelves, height adjustable. Sheet steel



Z2863

L	Size in cm		Item No.	Finish	Quantity per VE
	T	H			
100	37	180	370112	35	
100	47	180	370117	35	
125	37	180	370113	35	
125	47	180	370118	35	

8

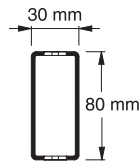
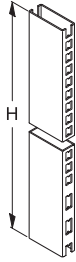
GRID 25

TegoClassic

Uprights R25

Upright 80×30 mm R25

H-slots on two sides, suitable for baseleg H 16, grid 50



H	Size in cm	Item No.	Finish	Quantity per VE
140		113758	①	
160		113760	①	
180		113762	①	
200		113764	①	
210		113765	①	
220		113766	①	
240		113768	①	

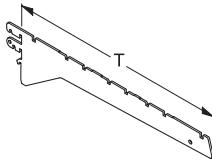
Z4338/Z20019

Shelf brackets for R25

Shelf brackets 2 H R25 (Pair)

for H-slots

Sheet steel, with 2 hooks, 3 mm thick, for left and right side. 1 slope setting (15°).



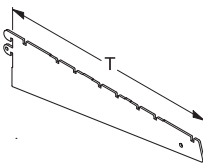
T	Size in cm	Item No.	Finish	Quantity per VE
37		122365	①	
47		122366	①	

Z4341/Z4556

Shelf brackets 2 H R25 (Pair)

for H-slots

Sheet steel, with 2 hooks, for left and right side.



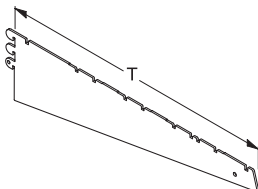
T	Size in cm	Item No.	Finish	Quantity per VE
30		122212	①	
37		122213	①	
47		122214	①	

Z4340/Z1860

Shelf brackets 3 H R25 (Pair)

for H-slots

Sheet steel, with 3 hooks, for left and right side.



T	Size in cm	Item No.	Finish	Quantity per VE
37		122243	①	
47		122244	①	
57		122245	①	

Z4342/Z1860

8

GRID 25

TegoClassic

Shelf brackets for R25

Angular shelf brackets for wooden and glass shelves R25 (Pair)

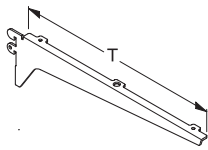
for H-slots

Sheet steel, left and right-side.

Load:

with shelf depth T 37: 150 kg per pair

with shelf depth T 47: 110 kg per pair

Note: Glass shelves can be ordered from Tegometall on request.

24339/21860

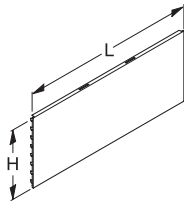
T	Size in cm	Item No.	Finish	Quantity per VE
37		121505	①	
47		121506	①	

Back panels GL for R25 / 50

Back panel GL R25 / 50, painted on one side

for H-slots

Sheet steel



24343

L	Size in cm		Item No.	Finish	Quantity per VE
	H				
62.5	10		130970	①	
62.5	20		130975	①	
62.5	30		130980	①	
62.5	40		130985	①	
62.5	50		130991	①	
66.5	10		130971	①	
66.5	20		130976	①	
66.5	30		130981	①	
66.5	40		130986	①	
66.5	50		130992	①	
100	10		130972	①	
100	20		130977	①	
100	30		130982	①	
100	40		130987	①	
100	50		130993	①	
125	10		130973	①	
125	20		130978	①	
125	30		130983	①	
125	40		130988	①	
125	50		130994	①	
133	10		130974	①	
133	20		130979	①	
133	30		130984	①	
133	40		130989	①	
133	50		130995	①	

8

GRID 25

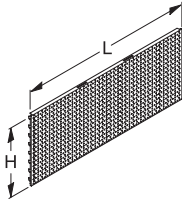
TegoClassic

Back panels RL for R25 / 50

Back panel RL R25 / 50, painted on one side

for H-slots

Sheet steel, with round holes (RL)

Note: For very high loading of the back panel, we recommend use of the back panel reinforcement (item available on request).

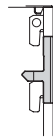
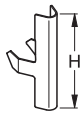
Z4347

Size in cm		Item No.	Finish	Quantity per VE
L	H			
62.5	40	131055	①	
66.5	40	131056	①	
100	40	131057	①	
125	40	131058	①	
133	40	131059	①	

Supplement for back panels R25

Back panel safeguard for grid 25

for securing back panels against lifting out

Note: If the shelf's maximum loading capacity is utilised, this part must be used to secure the top back panels against uplift.**The lift-out preventers must be installed properly and completely.**

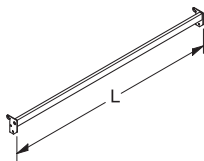
Z4350/Z4351

Size in cm		Item No.	Finish	Quantity per VE
H				
4		107155	37	100

Oval rear support bar 30×15 mm for R25

Oval rear support bar 30×15 mm 1H R25

Steel tube profile 30×15 mm



Z4345

Size in cm		Item No.	Finish	Quantity per VE
L				
62.5		154521	①	
66.5		154522	①	
100		154524	①	
125		154526	①	
133		154528	①	

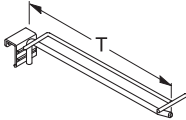
8

GRID 25

TegoClassic

Oval rear support bar 30×15 mm for R25

Hook-on bracket with price ticket holder
suitable for rear support bar 30×15 mm



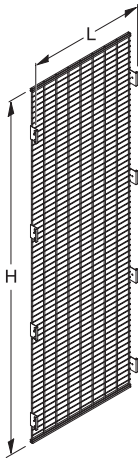
Z4346

T	Size in cm	Item No.	Finish	Quantity per VE
25		154551	①	
30		154552	①	

Back wire grating R30 for R25 / 50 and hooks

Back wire grating R30 for R25 / 50

for H-slots, grating with mesh size approx. 74×27 mm
Use between uprights 80×30 and with notched shelf (▶ 50).



Z4348

Size in cm		Item No.	Finish	Quantity per VE
L	H			
62.5	128	161721	①	
62.5	138	161731	①	
62.5	148	161741	①	
62.5	158	161751	①	
62.5	168	161771	①	
62.5	178	161781	①	
62.5	188	161791	①	
62.5	198	161801	①	
62.5	208	161811	①	
62.5	218	161821	①	
62.5	228	161831	①	
66.5	128	161722	①	
66.5	138	161732	①	
66.5	148	161742	①	
66.5	158	161752	①	
66.5	168	161772	①	
66.5	178	161782	①	
66.5	188	161792	①	
66.5	198	161802	①	
66.5	208	161812	①	
66.5	218	161822	①	
66.5	228	161832	①	
100	128	161725	①	
100	138	161735	①	
100	148	161745	①	
100	158	161755	①	
100	168	161775	①	
100	178	161785	①	
100	188	161795	①	
100	198	161805	①	
100	208	161815	①	
100	218	161825	①	
100	228	161835	①	

Continued on next page.

8

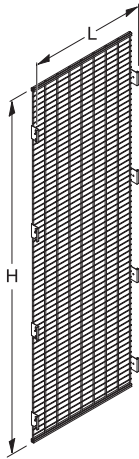
GRID 25

TegoClassic

Back wire grating R30 for R25 / 50 and hooks

Back wire grating R30 for R25 / 50

for H-slots, grating with mesh size approx. 74×27 mm
Use between uprights 80×30 and with notched shelf (▶ 50).

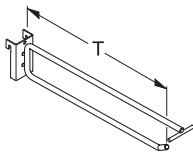


Z4348

Size in cm		Item No.	Finish	Quantity per VE
L	H			
125	128	161726	①	
125	138	161736	①	
125	148	161746	①	
125	158	161756	①	
125	168	161776	①	
125	178	161786	①	
125	188	161796	①	
125	198	161806	①	
125	208	161816	①	
125	218	161826	①	
125	228	161836	①	
133	128	161727	①	
133	138	161737	①	
133	148	161747	①	
133	158	161757	①	
133	168	161777	①	
133	178	161787	①	
133	188	161797	①	
133	198	161807	①	
133	208	161817	①	
133	218	161827	①	
133	228	161837	①	

Single hook with price ticket holder

for back wire grating R30, Ø 3.4 mm



Z4344

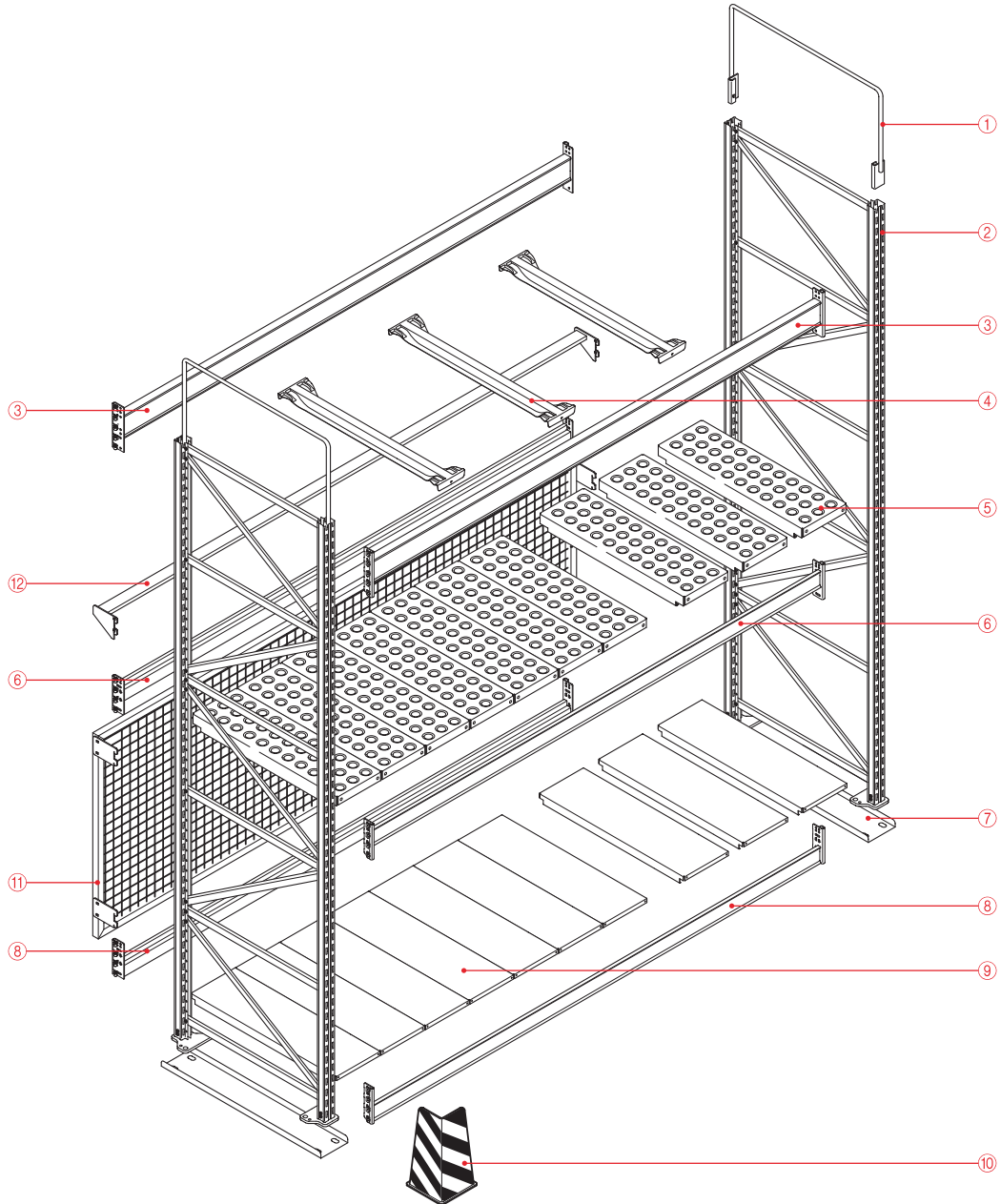
Size in cm	Item No.	Finish	Quantity per VE
T			
10	161840	①	
15	161841	①	
20	161842	①	
25	161843	①	
30	161844	①	
35	161845	①	
40	161846	①	



COMPONENTS OVERVIEW

TegoTwo-in-One

TegoTwo-in-One without SB integration

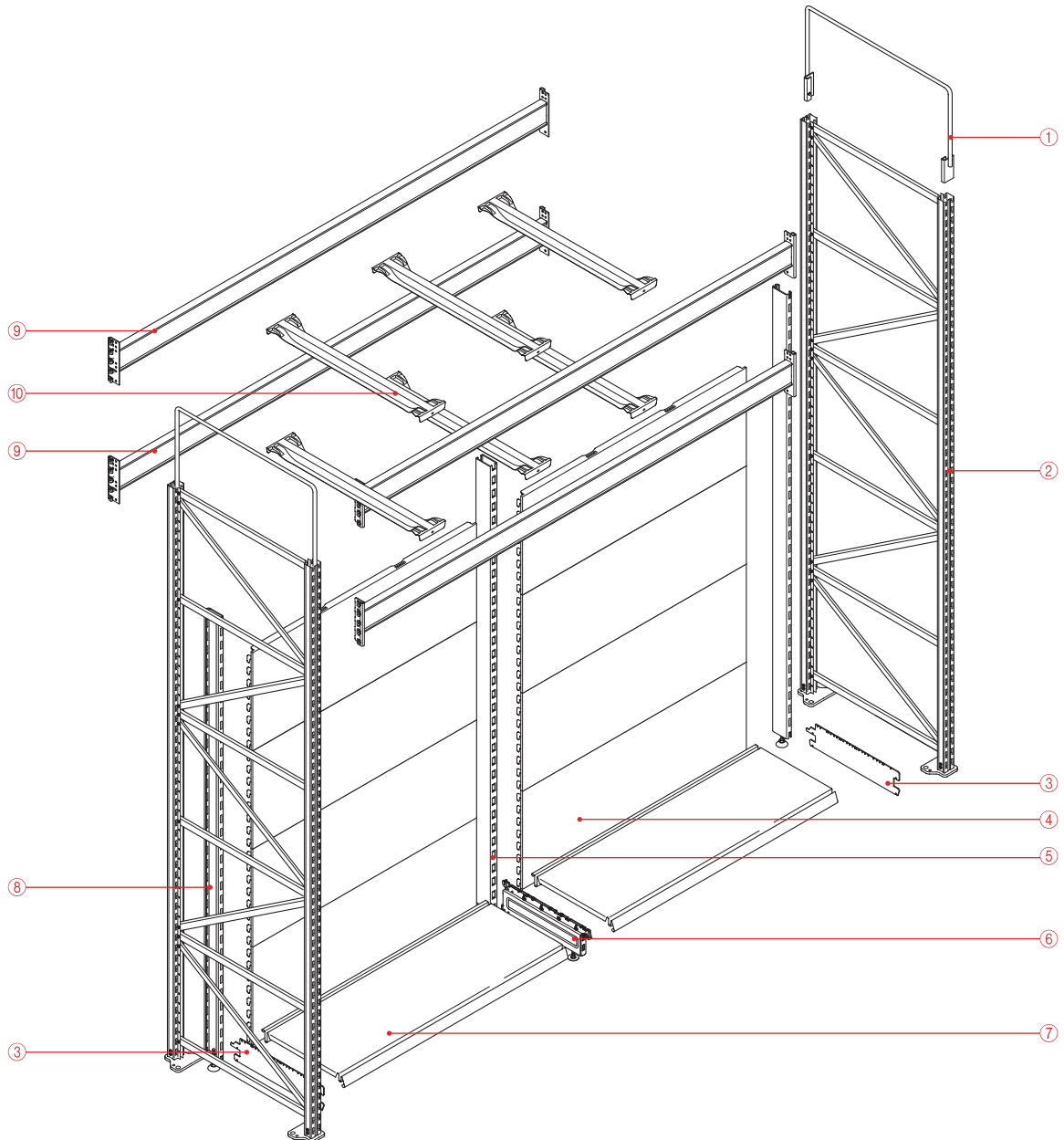


- | | | | |
|------------------------|-------|--------------------------|-------|
| ① Tow bow | ➔ 105 | ⑦ Load distribution shoe | ➔ 107 |
| ② Stands | ➔ 89 | ⑧ Traverse bottom ARPL | ➔ 99 |
| ③ Traverse centre ITDL | ➔ 94 | ⑨ Shelving element ARP | ➔ 102 |
| ④ FO depth connector | ➔ 101 | ⑩ Bumper (corner) | ➔ 106 |
| ⑤ Perforated ARP shelf | ➔ 102 | ⑪ Back grating H 100 | ➔ 106 |
| ⑥ Traverse centre ARPL | ➔ 99 | ⑫ Push-through guard T 4 | ➔ 106 |

COMPONENTS OVERVIEW

TegoTwo-in-One

TegoTwo-in-One with SB integration



① Tow bow	➔ 105	⑥ Baseleg H 16	➔ 30
② Stands	➔ 89	⑦ Steel shelf	➔ 48
③ Single bearer	➔ 109	⑧ Screw-on section	➔ 90
④ Back panel	➔ 36	⑨ Traverse centre ITDL	➔ 94
⑤ Upright 80x30 mm	➔ 23	⑩ FO depth connector	➔ 101

TECHNICAL INFORMATION

TegoTwo-in-One

Colour and finish code / Order information

COLOUR CODE STANDARD COLOURS

Group code

- ① Standard colours 24, 66, 88
 ② Standard colours 01, 66, 88

01 Plastic white24 Jura white, RAL 900166 Light grey, RAL 703588 White aluminium, RAL 9006

FINISH CODE

02 Black12 Gentian violet, RAL 501017 Flame red, RAL 300023 Pure white, RAL 901028 Rape yellow, RAL 102135 Black /Yellow51 zinc galvanized67 Silver grey, RAL 700168 Jet black, RAL 900571 Slate grey, RAL 701586 Anthracite grey, RAL 701687 Grey aluminium, RAL 9007

SPECIAL COATING

37 zinc plated, glossy (galvanized)38 chrome-plated41 hot-dip galvanized

NOTE

The colour samples show only the colour shade, not the quality of the surface of the respective product!
 Slight colour deviations from the RAL range are possible for technical reasons. These are not deemed to be defects. Our previous colour charts are hereby invalid.

SPECIAL COLOURS

Other special colours are available on request.

ORDER INFORMATION

Composition of item numbers

Example: Load distribution shoe CG 55×40, hot-dip galvanized = 206682 41

206682 41 = Item group
 206682 41 = Item basic number
 206682 41 = Finish code

Order example

Shelving element ARP, T 90 cm, B 18.7 cm, in special colour rape yellow (RAL 1021)

Item number **207003** and required colour:

Rape yellow (RAL 1021) = Finish code **28**

To place this order, the item number must be: **207003 28**.

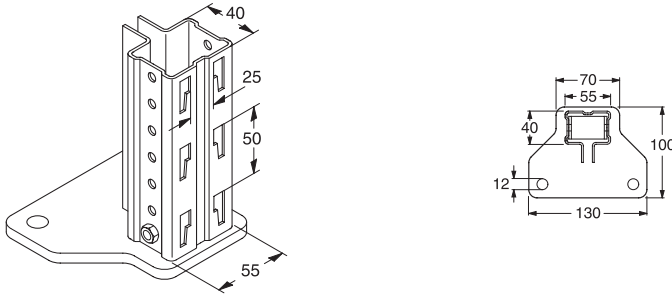
TECHNICAL INFORMATION

TegoTwo-in-One

System sizes

SYSTEM SIZES SYSTEM CG 55×40

Upright cross-section and foot plate (all figures in mm)



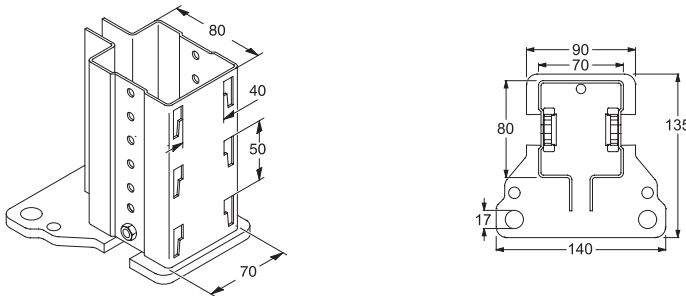
Z4077/Z4078

Stand depth (T) CG 55×40

T 60	567 mm
T 70	667 mm
T 80	767 mm
T 95	934 mm
T 115	1134 mm
T 135	1334 mm
T 155	1534 mm

SYSTEM SIZES SYSTEM CG 70×80

Upright cross-section and foot plate (all figures in mm)



Z4331/Z4116

Stand depth (T) CG 70×80

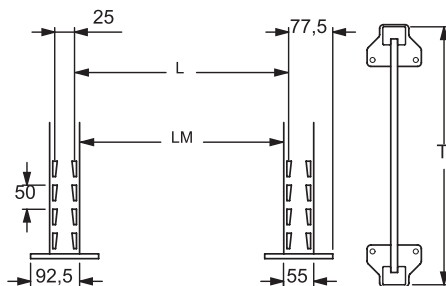
T 85	857 mm
T 105	1057 mm
T 115	1157 mm

STAND SIZES – SYSTEM CG 55×40

L: axis spacing

LM: clearance

T: stand depth



Z1908

Axis spacing L
in cm

Clearance LM
in cm

L 125	122.0
L 133	130.3
L 200	197.0
L 250	247.0
L 266	263.6
L 300	297.0

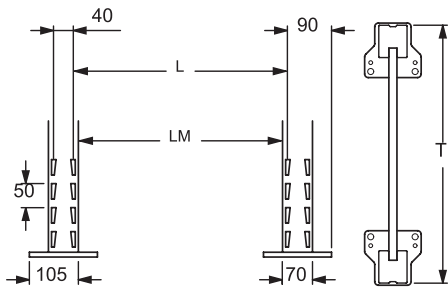
TECHNICAL INFORMATION

TegoTwo-in-One

System sizes

STAND SIZES – SYSTEM CG 70×80

- L: axis spacing
- LM: clearance
- T: stand depth



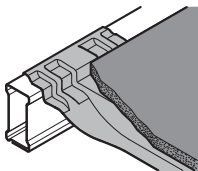
Axis spacing L in cm	Clearance LM in cm
L 125	122.0
L 133	130.3
L 200	197.0
L 250	247.0
L 266	263.6
L 300	297.0

Z1909

Chipboard dimensions

CHIPBOARD SIZES FOR FO DEPTH CONNECTORS RECESSED (FOR SYSTEM CG 55×40 AND CG 70×80)

When using FO recessed depth connectors in conjunction with 40 mm wide traverses



Z4075

Chipboard length (FO depth connectors, recessed)

System CG 55×40 and System CG 70×80

Axis spacing L in cm	Chipboard length in cm
L 125	122.0
L 133	130.3
L 200	197.0
L 250	247.0
L 266	263.6
L 300	297.0

Chipboard width

(FO depth connectors,
recessed)

System CG 55×40 Traverses 40 mm wide

Shelving depth T in cm	Chipboard width in cm
T 80	66.4
T 115	103.1

Chipboard width

(FO depth connectors,
recessed)

System CG 70×80 Traverses 40 mm wide

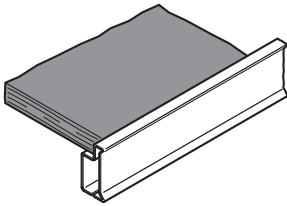
Shelving depth T in cm	Chipboard width in cm
T 85	75.4
T 105	95.4
T 115	105.4

TECHNICAL INFORMATION

TegoTwo-in-One

Chipboard dimensions

CHIPBOARD SIZES (TRAVERSE ARPL)
when using traverses ARPL



Z3942

Chipboard length
(traverses ARPL)
System CG 55×40
and
System CG 70×80

Axis spacing L in cm	Chipboard length in cm
L 125	120.0
L 133	128.5
L 200	195.0
L 250	245.0
L 266	261.5
L 300	295.0

Chipboard width
(traverses ARPL)
System CG 55×40

Shelving depth T in cm	Chipboard width in cm
T 60	53.3
T 70	63.3
T 80	73.3
T 95	90.0
T 115	110.0
T 135	130.0
T 155	150.0

Chipboard width
(traverses ARPL)
System CG 70×80

Shelving depth T in cm	Chipboard width in cm
T 85	82.3
T 105	102.3
T 115	112.3

Number of elements and load capacity for shelving elements and perforated shelves

NUMBER OF ELEMENTS AND LOAD CAPACITY FOR SHELVING ELEMENTS ARP AND PERFORATED ARP SHELVES IN CONJUNCTION WITH TRAVERSES ARPL 60×40 AND 80×40

Shelving elements in steel are available in widths 18.7 cm and 22.6 cm.

When fitting shelving compartments with these shelves we recommend using the following combinations:

Axis spacing L in cm	Number of shelves Shelf width 18.7 cm [No. of shelves]	Number of shelves Shelf width 22.6 cm [No. of shelves]
L 125	4	2
L 133	2	4
L 200	8	2
L 250	1	10
L 266	14	0
L 300	0	13

Load capacity per shelving element ARP (up to max. T 115): **350 kg**.

Load capacity per perforated ARP shelf (up to max. T 105): **60 kg**.

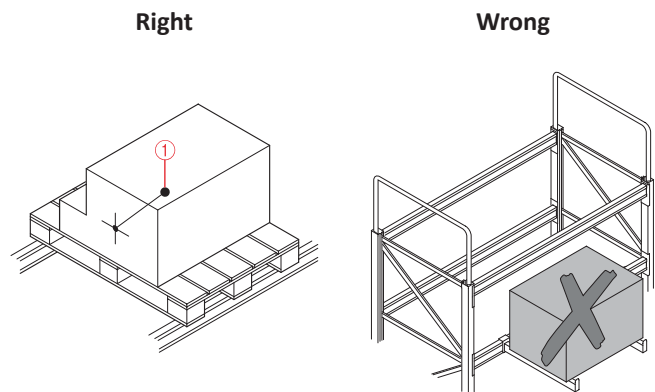
TECHNICAL INFORMATION

TegoTwo-in-One

Permissible loads

CONDITIONS TRAVERSES

- Specified bay loads presuppose an evenly distributed load over the entire pair of traverses or shelf.
- The maximum permissible central deflection is max. $L/200$ of the traverse length.
- The specified compartment load applies only in conjunction with our TegoTwo-in-One shelving.
- Traverses ITDL and ARPL must not be loaded to torsion (see figures).



Z3654

Z2355

① Centre of gravity

STAND REQUIREMENTS

- The shelving must not be subjected to loads under impact.
- The specified permissible bay loads are applicable for at least four shelving bays per row.
- For sufficient longitudinal stability, at least 2 pairs of traverses must be suspended per shelving bay.
- Shelving must be set up on concrete floors with sufficient dimensions (minimum concrete quality C20/25, zero magnesite content).
- The evenness of the floor, irrespective of whether an unfinished or finished floor, must conform to DIN 18202.
- Shelving stands must be permanently dowelled to the concrete floor.
- When planning and installing TegoTwo-in-One shelving, always note and comply with the instructions for installation and use as well as national and international standards and regulations. Please request instructions for installation and use if necessary.
- Assembly and installation may only be performed by authorized installation personnel.
- If no load information is available or special load requirements exist, please contact our technical department.
- When determining permissible load values for the shelving bay, base your calculation on the greatest bay height in each case.
- In the case of shelving with less than four shelving bays, the bay load must be reduced using the following formula:

Bay load for 3 bays	=	$0.88 \times$	bay load for 4 bays
Bay load for 2 bays	=	$0.77 \times$	bay load for 4 bays
Bay load for 1 bay	=	$0.66 \times$	bay load for 4 bays

TECHNICAL INFORMATION

TegoTwo-in-One

Permissible loads

PERMISSIBLE LOAD PER PAIR OF TRAVERSES IN KG, SYSTEM CG 55×40 AND SYSTEM CG 70×80

Permissible load per pair of traverses in kg (System CG 55×40 and System CG 70×80)

Traverse with **top** and **bottom** weld-on position

Axis spacing L in cm	ARPL 60×40	ARPL 80×40	ITDL 80×40	ITDL 100×40	ITDL 120×40	ITDL 130×40
L 125	800	2100	2100	2900	4500	4500
L 133	800	2100	2100	2900	4500	4500
L 200	480	1300	1200	1900	3100	4500
L 250	340	950	800	1500	2100	3600
L 266	300	850	700	1300	1900	3100
L 300	260	700	600	1100	1600	2600

PERMISSIBLE LOAD PER PAIR OF TRAVERSES IN KG (SYSTEM CG 55×40 AND SYSTEM CG 70×80)

Permissible load per pair of traverses in kg (System CG 55×40 and System CG 70×80)

Traverse with **middle** weld-on position

Axis spacing L in cm	ARPL 60×40	ARPL 80×40	ITDL 80×40	ITDL 100×40	ITDL 120×40	ITDL 130×40
L 125	1000	2100	2100	2900	4500	4500
L 133	1000	2100	2100	2900	4500	4500
L 200	800	1400	1400	1900	3500	4500
L 250	550	1070	1200	1600	2600	3600
L 266	460	950	1100	1500	2300	3200
L 300	400	750	900	1200	1900	2600

TECHNICAL INFORMATION

TegoTwo-in-One

Permissible loads

PERMISSIBLE BAY LOAD FOR TEGOTWO-IN-ONE – SYSTEM CG 55×40 WITHOUT SB INTEGRATION AND SYSTEM CG 70×80 WITHOUT SB INTEGRATION

Applicable up to a shelving depth of

T = 155 cm (system CG 55×40) and

T = 115 cm (system CG 70×80)

Permissible bay load in kg

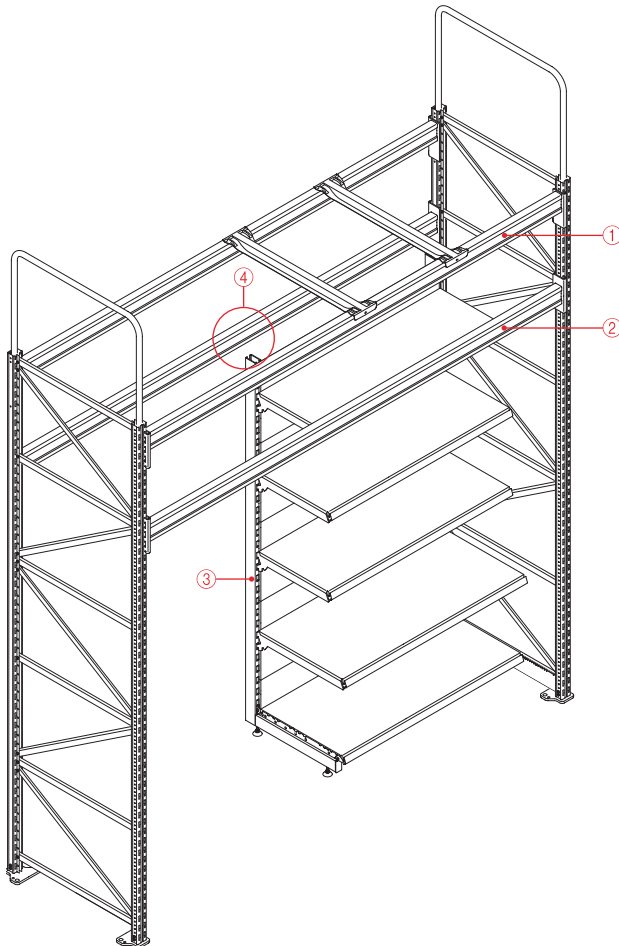
Compartment height F	System CG 55×40 in combination with traverses ITDL 80×40, ITDL 100×40 and ARPL 80×40	System CG 70×80 in combination with traverses ITDL 120×40, ITDL 130×40 and ARPL 120×40
75 cm	5200	16200
100 cm	4060	14200
125 cm	2980	12000
150 cm	1980	9800
175 cm	1880	8200
200 cm	1720	7000
225 cm	—	6000
250 cm	—	5000

TECHNICAL INFORMATION

TegoTwo-in-One

Permissible loads

TEGOTWO-IN-ONE – SYSTEM CG 55×40 WITH SB INTEGRATION AND SYSTEM CG 70×80 WITH SB INTEGRATION



- ① Traverse **top**
- ② Traverse **centre**

Note

The lowest pair of traverses must always be executed together with the **central** pair of traverses.

- ③ Upright of the SB integration
- ④ There must be **no** connection between the upright of the SB integration and the traverse above it

24337

TEGOTWO-IN-ONE – PERMISSIBLE BAY LOAD FOR SYSTEM CG 55×40 WITH SB INTEGRATION

Permissible bay load up to a shelving depth $T = 155$ cm.

Applicable in combination with traverse type ITDL 80×40, ITDL 100×40 and ARPL 80×40.

Do not use plug-on parts for central upright of SB integration (see diagram of “TegoTwo-in-One – System CG 55×40 with SB integration and System CG 70×80 with SB integration” page 82).

Permissible bay load in kg

TegoTwo-in-One – System CG 55×40 with SB integration in combination with traverses ITDL 80×40, ITDL 100×40 and ARPL 80×40

Compartment height F above lowest pair of traverses	Bottom compartment height		
	H = 200 cm	H = 220 cm	H = 240 cm
max. up to 160 cm	1220	960	810

TECHNICAL INFORMATION

TegoTwo-in-One

Permissible loads

TEGOTWO-IN-ONE – PERMISSIBLE BAY LOAD FOR SYSTEM CG 70×80 WITH SB INTEGRATION

Permissible bay load up to a shelving depth T = 115 cm.

Applicable in combination with traverse type ITDL 120×40, ITDL 130×40 and ARPL 120×40.

Do not use plug-on parts for central upright of SB integration (see diagram of “TegoTwo-in-One – System CG 55×40 with SB integration and System CG 70×80 with SB integration” on page 82).

Permissible bay load in kg

TegoTwo-in-One – System CG 70×80 with SB integration in combination with traverses ITDL 120×40, ITDL 130×40 and ARPL 120×40

Compartment height F above lowest pair of traverses	Bottom compartment height		
	H = 220 cm	H = 240 cm	H = 260 cm
up to 75 cm	8500	7000	6200
100 cm	8000	6800	6000
125 cm	7500	6500	5700
150 cm	7200	6400	5600
175 cm	6900	6200	5400
200 cm	6700	6000	5300
225 cm	6500	5900	5200
250 cm	6400	5800	5100

PERMISSIBLE LOAD PER DEPTH CONNECTOR

Permissible load per FO depth connector and recessed FO depth connector

Stand depth	FO depth connector	FO depth connector re- cessed
T = 80 cm	660 kg	440 kg
T = 85 cm	650 kg	440 kg
T = 105 cm	490 kg	440 kg
T = 115 cm	440 kg	440 kg

PERMISSIBLE LOAD PER SHELVING ELEMENT ARP

The permissible load per shelving element ARP is **350 kg**; applicable in conjunction with traverse ARPL 60×40 and 80×40 and with maximum stand depth T = 115 cm.

PERMISSIBLE LOAD PER PERFORATED ARP SHELF

The permissible load per perforated ARP shelf is **60 kg**; applicable in conjunction with traverse ARPL 60×40 and 80×40 and with maximum stand depth T = 105 cm.

TECHNICAL INFORMATION

TegoTwo-in-One

Example calculations of the permissible bay and compartment loads, TegoTwo-in-One – System CG 55x40

DETERMINATION OF THE PERMISSIBLE COMPARTMENT AND BAY LOADS FOR TEGOTWO-IN-ONE – SYSTEM CG 55 X 40 WITHOUT SB INTEGRATION IN COMBINATION WITH TRAVERSE TYPE 80 X 40

Determining the permissible bay load for TegoTwo-in-One – System CG 55x40 without SB integration:

When determining the permissible bay load, the biggest compartment height is always taken as a basis.

Permissible bay load = **1980 kg**.

Determination of permissible load per pair of traverses:

Permissible load per pair of traverses ITDL centre 80x40 with an axis spacing (L) of 266 cm = **1100 kg**.

Determination of pro rata compartment load:

The shelving system has 3 shelves per bay.

The pro rata compartment load is consequently:

$$\text{Compartment load} = \frac{\text{Permissible bay load}}{\text{Number of shelves per bay}} = \frac{1980 \text{ kg}}{3} = \mathbf{660 \text{ kg}}$$

Permissible compartment load:

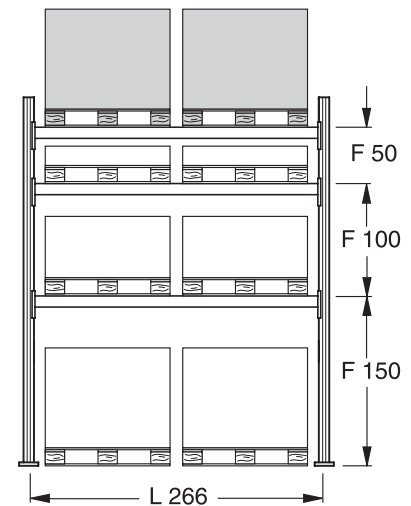
Important:

The pro rata compartment load is compared to the permissible load per pair of traverses. The permissible compartment load then always results from the **smaller** of the two values:

- Permissible load per pair of traverses ITDL 80x40 centre = **1100 kg**
(with axis spacing L 266 cm)
- Compartment load = **660 kg**

Permissible compartment load: 660 kg

The **pro rata compartment load** with **660 kg** is **smaller** than the permissible load per pair of traverses ITDL centre 80x40 with 1100 kg and is therefore the relevant value for the permissible compartment load.



Z4079

TECHNICAL INFORMATION

TegoTwo-in-One

Example calculations of the permissible bay and compartment loads, TegoTwo-in-One – System CG 55×40

DETERMINATION OF THE PERMISSIBLE COMPARTMENT AND BAY LOADS FOR TEGOTWO-IN-ONE – SYSTEM CG 55 X 40 WITH SB INTEGRATION IN COMBINATION WITH TRAVERSE TYPE 80 X 40

Determining the permissible bay load for TegoTwo-in-One – System CG 55×40 with SB integration:

When determining the permissible bay load, the bottom compartment height in combination with the compartment height above it gives the permissible value.

Permissible bay load = **810 kg**.

Determination of permissible load per pair of traverses:

Permissible load per pair of traverses ITDL centre 80×40 with an axis spacing (L) of 266 cm = **1100 kg**.

Determination of pro rata compartment load:

The shelving system has 2 shelves per bay.

The pro rata compartment load is consequently:

$$\text{Compartment load} = \frac{\text{Permissible bay load}}{\text{Number of shelves per bay}} = \frac{810 \text{ kg}}{2} = \mathbf{405 \text{ kg}}$$

Permissible compartment load:

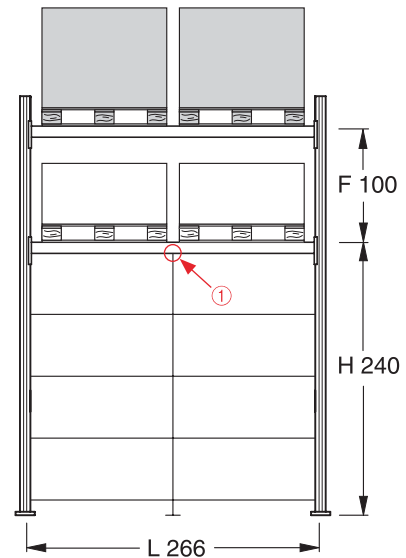
Important:

The pro rata compartment load is compared to the permissible load per pair of traverses. The permissible compartment load then always results from the **smaller** of the two values:

- Permissible load per pair of traverses ITDL 80×40 centre = **1100 kg**
(with axis spacing L 266 cm)
- Compartment load = **405 kg**

Permissible compartment load: 405 kg

The **pro rata compartment load** with **405 kg** is **smaller** than the permissible load per pair of traverses ITDL centre 80×40 with 1100 kg and is therefore the relevant value for the permissible compartment load.



Z4080

① **Do not** use plug-on parts for central upright of SB integration

Note

The lowest pair of traverses must always be executed together with the **central** pair of traverses.

TECHNICAL INFORMATION

TegoTwo-in-One

Example calculations of the permissible bay and compartment loads, TegoTwo-in-One – System CG 70×80

DETERMINATION OF THE PERMISSIBLE COMPARTMENT AND BAY LOADS FOR TEGOTWO-IN-ONE – SYSTEM CG 70×80 WITHOUT SB INTEGRATION IN COMBINATION WITH TRAVERSE TYPE 130×40

Determining the permissible bay load for TegoTwo-in-One – System CG 70×80 without SB integration:

When determining the permissible bay load, the biggest compartment height is always taken as a basis.

Permissible bay load = **9800 kg**.

Determination of permissible load per pair of traverses:

Permissible load per pair of traverses ITDL centre 130×40 with an axis spacing (L) of 266 cm = **3200 kg**.

Determination of pro rata compartment load:

The shelving system has 3 shelves per bay.

The pro rata compartment load is consequently:

$$\text{Compartment load} = \frac{\text{Permissible bay load}}{\text{Number of shelves per bay}} = \frac{9800 \text{ kg}}{3} = \mathbf{3267 \text{ kg}}$$

Permissible compartment load:

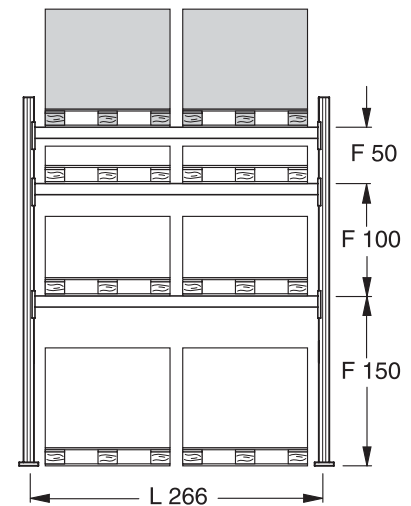
Important:

The pro rata compartment load is compared to the permissible load per pair of traverses. The permissible compartment load then always results from the **smaller** of the two values:

- Permissible load per pair of traverses ITDL 130×40 centre = **3200 kg**
(with axis spacing L 266 cm)
- Compartment load = **3267 kg**

Permissible compartment load: 3200 kg.

The permissible **load per pair of traverses** centre ITDL 130×40 with **3200 kg** is **smaller** than the pro rata compartment load with 3267 kg and is therefore the relevant value for the permissible compartment load.



TECHNICAL INFORMATION

TegoTwo-in-One

Example calculations of the permissible bay and compartment loads, TegoTwo-in-One – System CG 70×80

DETERMINATION OF THE PERMISSIBLE COMPARTMENT AND BAY LOADS FOR TEGOTWO-IN-ONE – SYSTEM CG 70×80 WITH SB INTEGRATION IN COMBINATION WITH TRAVERSE TYPE 130×40

Determining the permissible bay load for TegoTwo-in-One – System CG 70×80 with SB integration:

When determining the permissible bay load, the bottom compartment height in combination with the compartment height above it gives the permissible value.

Permissible bay load = **6800 kg**.

Determination of permissible load per pair of traverses:

Permissible load per pair of traverses ITDL centre 130×40 with an axis spacing (L) of 266 cm = **3200 kg**.

Determination of pro rata compartment load:

The shelving system has 2 shelves per bay.

The pro rata compartment load is consequently:

$$\text{Compartment load} = \frac{\text{Permissible bay load}}{\text{Number of shelves per bay}} = \frac{6800 \text{ kg}}{2} = \mathbf{3400 \text{ kg}}$$

Permissible compartment load:

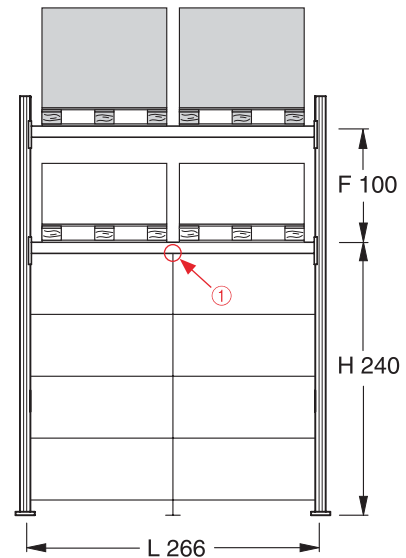
Important:

The pro rata compartment load is compared to the permissible load per pair of traverses. The permissible compartment load then always results from the **smaller** of the two values:

- Permissible load per pair of traverses ITDL 130×40 centre = **3200 kg**
(with axis spacing L 266 cm)
- Compartment load = **3400 kg**

Permissible compartment load: 3200 kg.

The permissible **load per pair of traverses** centre ITDL 130×40 with **3200 kg** is **smaller** than the pro rata compartment load with 3400 kg and is therefore the relevant value for the permissible compartment load.



Z4080

① **Do not** use plug-on parts for central upright of SB integration

Note

The lowest pair of traverses must always be executed together with the **central** pair of traverses.



A

STANDS

TegoTwo-in-One

Stands for TegoTwo-in-One, screwed type

Unscrewed stand, CG 55×40

made of C-profile 55×40 mm (screws included).
Not assembled



Z1336

T	Size in cm		Item No.	Finish		Quantity per VE
	H					
60 ¹⁾	220		298021	①	51	
60 ¹⁾	260		298061	①	51	
60 ¹⁾	300		298101	①	51	
60 ¹⁾	340		298141	①	51	
70 ²⁾	220		298022	①	51	
70 ²⁾	260		298062	①	51	
70 ²⁾	300		298102	①	51	
70 ²⁾	340		298142	①	51	
80 ³⁾	220		298023	①	51	
80 ³⁾	260		298063	①	51	
80 ³⁾	300		298103	①	51	
80 ³⁾	340		298143	①	51	

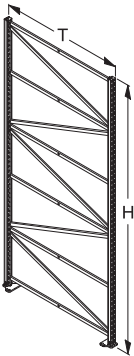
¹⁾ for integrated single bearer for baseleg T 47

²⁾ for integrated single bearer for baseleg T 57

³⁾ for integrated single bearer for baseleg T 67

Unscrewed stand, CG 55×40 for integration on both sides

made of C-profile 55×40 mm (screws included), suitable for screw-on section 80×22.5 mm.
Not assembled



Z1337

T	Size in cm		Item No.	Finish		Quantity per VE
	H					
95 ¹⁾	220		298024	①	51	
95 ¹⁾	260		298064	①	51	
95 ¹⁾	300		298104	①	51	
95 ¹⁾	340		298144	①	51	
115 ²⁾	220		298026	①	51	
115 ²⁾	260		298066	①	51	
115 ²⁾	300		298106	①	51	
115 ²⁾	340		298146	①	51	
135 ³⁾	220		298027	①	51	
135 ³⁾	260		298067	①	51	
135 ³⁾	300		298107	①	51	
135 ³⁾	340		298147	①	51	
155 ⁴⁾	220		298028	①	51	
155 ⁴⁾	260		298068	①	51	
155 ⁴⁾	300		298108	①	51	
155 ⁴⁾	340		298148	①	51	

¹⁾ for integrated single bearer on both sides for baseleg T 37

²⁾ for integrated single bearer on both sides for baseleg T 47

³⁾ for integrated single bearer on both sides for baseleg T 57

⁴⁾ for integrated single bearer on both sides for baseleg T 67

A

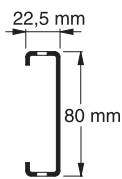
STANDS

TegoTwo-in-One

Stands for TegoTwo-in-One, screwed type

Screw-on section 80×22.5 mm

with foot disk, suitable for stand CG 55×40 with stand heights 220 cm, 260 cm, 300 cm and 340 cm, for integration in front



H	Size in cm	Item No.	Finish	Quantity per VE
215 ¹⁾		290402	①	
255 ²⁾		290406	①	
295 ³⁾		290410	①	
335 ⁴⁾		290414	①	

¹⁾ suitable for stand height 220 cm

²⁾ suitable for stand height 260 cm

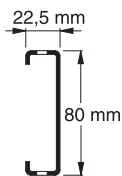
³⁾ suitable for stand height 300 cm

⁴⁾ suitable for stand height 340 cm

Z1111/Z1371

Screw-on section 80×22.5 mm

with foot disk, suitable for screwed stand CG 55×40, for integration in front



H	Size in cm	Item No.	Finish	Quantity per VE
200 ¹⁾		290483	①	
220 ²⁾		290485	①	
240 ³⁾		290487	①	

¹⁾ suitable for upright height 200 cm

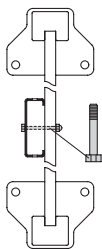
²⁾ suitable for upright height 220 cm

³⁾ suitable for upright height 240 cm

Z1111/Z1371

Fixing parts CG 55×40, begin

for screw-on section 80×22.5 mm. For 1 screw-on section (contains 5 screws)



Size in cm	Item No.	Finish	Quantity per VE
	290430	37	

Z1585

A

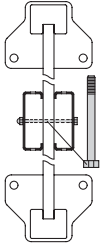
STANDS

TegoTwo-in-One

Stands for TegoTwo-in-One, screwed type

Fixing parts CG 55×40, continuation

for screw-on section 80x22.5 mm. For 2 screw-on sections (contains 5 screws)



Z1586

Size in cm		Item No.	Finish	Quantity per VE
		290431	37	

Unscrewed stand, CG 70×80made of C-profile 70×80 mm (screws included).
Not assembled

Z3667

T	Size in cm		Item No.	Finish		Quantity per VE
	H					
85 ¹⁾	220		298206	①	51	
85 ¹⁾	280		298226	①	51	
85 ¹⁾	360		298253	①	51	
85 ¹⁾	440		298280	①	51	
85 ¹⁾	510		298303	①	51	
105 ²⁾	220		298207	①	51	
105 ²⁾	280		298227	①	51	
105 ²⁾	360		298254	①	51	
105 ²⁾	440		298281	①	51	
105 ²⁾	510		298304	①	51	
115 ³⁾	220		298208	①	51	
115 ³⁾	280		298228	①	51	
115 ³⁾	360		298255	①	51	
115 ³⁾	440		298282	①	51	
115 ³⁾	510		298305	①	51	

¹⁾ for integrated single bearer for baseleg T 67²⁾ for integrated single bearer for baseleg T 87³⁾ for integrated single bearer for baseleg T 97

A

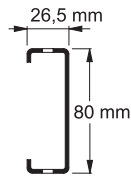
STANDS

TegoTwo-in-One

Stands for TegoTwo-in-One, screwed type

Screw-on section 80×26.5 mm

with foot disk, suitable for stand CG 70×80 with stand height 220 cm, for integration in front

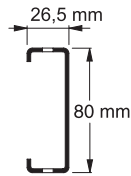


Z1092/Z1372

H	Size in cm	Item No.	Finish	Quantity per VE
215 ¹⁾		290422	①	

¹⁾ suitable for stand height 220 cm**Screw-on section 80×26.5 mm**

with foot disk, suitable for screwed stand CG 70×80, for integration in front

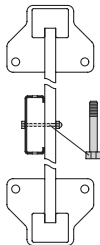


Z1092/Z1372

H	Size in cm	Item No.	Finish	Quantity per VE
200 ¹⁾		290442	①	
220 ²⁾		290444	①	
240 ³⁾		290446	①	

¹⁾ suitable for upright height 200 cm²⁾ suitable for upright height 220 cm³⁾ suitable for upright height 240 cm**Fixing parts CG 70×80, begin**

for screw-on section 80x26.5 mm. For 1 screw-on section (contains 5 screws)



Z1585

Size in cm	Item No.	Finish	Quantity per VE
	290433	37	

A

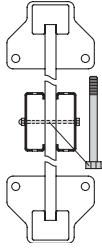
STANDS

TegoTwo-in-One

Stands for TegoTwo-in-One, screwed type

Fixing parts CG 70×80, continuation

for screw-on section 80x26.5 mm. For 2 screw-on sections (contains 5 screws)



Size in cm	Item No.	Finish	Quantity per VE
	290434	37	

Z1586

B

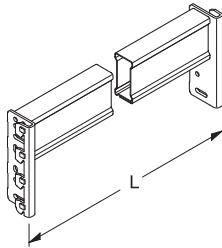
TRAVERSES

TegoTwo-in-One

Traverses for TegoTwo-in-One

Traverse top ITDL 80×40

Profile 80×40 mm, with lift-out preventer

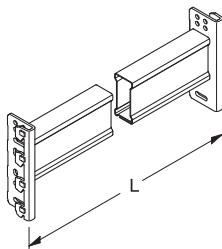


Z4057/Z4060

L	Size in cm	Item No.	Finish	Quantity per VE
125		222243	①	
133		222245	①	
200		222253	①	
250		222260	①	
266		222262	①	

Traverse centre ITDL 80×40

Profile 80×40 mm, with lift-out preventer

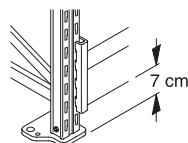
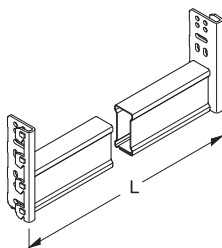


Z4058/Z4061

L	Size in cm	Item No.	Finish	Quantity per VE
125		222203	①	
133		222205	①	
200		222213	①	
250		222220	①	
266		222222	①	

Traverse bottom ITDL 80×40

Profile 80×40 mm, with lift-out preventer



Z4056/Z4076/Z4059

L	Size in cm	Item No.	Finish	Quantity per VE
125		222283	①	
133		222285	①	
200		222293	①	
250		222300	①	
266		222302	①	

B

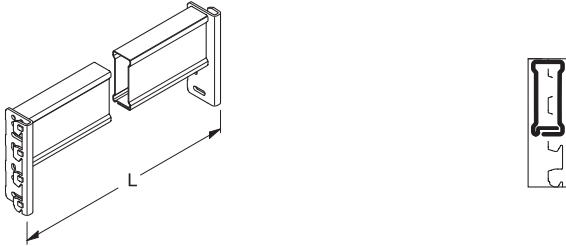
TRAVERSES

TegoTwo-in-One

Traverses for TegoTwo-in-One

Traverse top ITDL 100×40

Profile 100×40 mm, with lift-out preventer

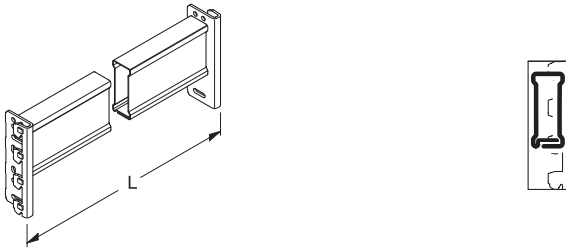


Z4069/Z4072

L	Size in cm	Item No.	Finish	Quantity per VE
125		222363	①	
133		222365	①	
200		222373	①	
250		222380	①	
266		222382	①	

Traverse centre ITDL 100×40

Profile 100×40 mm, with lift-out preventer

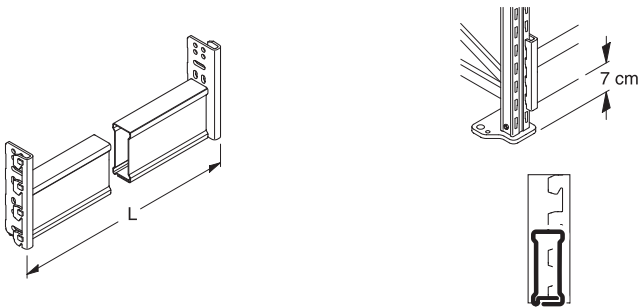


Z4070/Z4073

L	Size in cm	Item No.	Finish	Quantity per VE
125		222323	①	
133		222325	①	
200		222333	①	
250		222340	①	
266		222342	①	

Traverse bottom ITDL 100×40

Profile 100×40 mm, with lift-out preventer



Z4068/Z4076/Z4071

L	Size in cm	Item No.	Finish	Quantity per VE
125		222403	①	
133		222405	①	
200		222413	①	
250		222420	①	
266		222422	①	

B

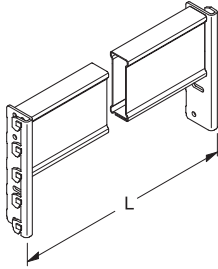
TRAVERSES

TegoTwo-in-One

Traverses for TegoTwo-in-One

Traverse top ITDL 120×40

Profile 120×40 mm, with lift-out preventer

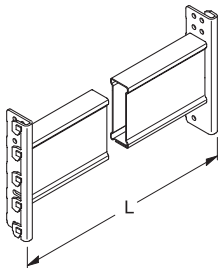


Z4063 / Z4066

L	Size in cm	Item No.	Finish	Quantity per VE
125		222483	①	
133		222485	①	
200		222493	①	
250		222500	①	
266		222502	①	
300		222506	①	

Traverse centre ITDL 120×40

Profile 120×40 mm, with lift-out preventer

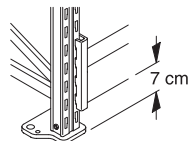
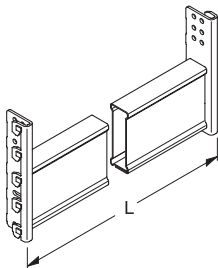


Z4064 / Z4067

L	Size in cm	Item No.	Finish	Quantity per VE
125		222443	①	
133		222445	①	
200		222453	①	
250		222460	①	
266		222462	①	
300		222466	①	

Traverse bottom ITDL 120×40

Profile 120×40 mm, with lift-out preventer



Z4062 / Z4076 / Z4065

L	Size in cm	Item No.	Finish	Quantity per VE
125		222523	①	
133		222525	①	
200		222533	①	
250		222540	①	
266		222542	①	
300		222546	①	

B

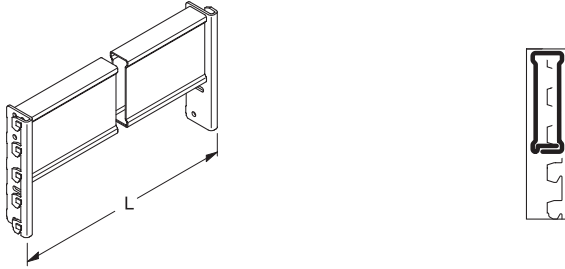
TRAVERSES

TegoTwo-in-One

Traverses for TegoTwo-in-One

Traverse top ITDL 130×40

Profile 130×40 mm, with lift-out preventer

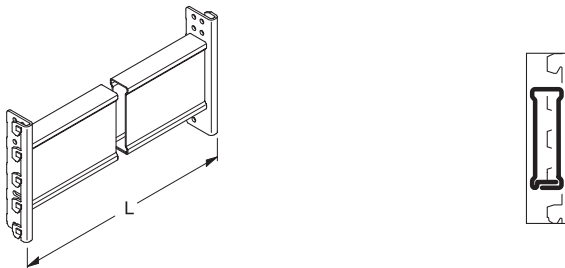


Z4275/Z4276

L	Size in cm	Item No.	Finish	Quantity per VE
125		223433	①	
133		223435	①	
200		223443	①	
250		223450	①	
266		223452	①	
300		223456	①	

Traverse centre ITDL 130×40

Profile 130×40 mm, with lift-out preventer

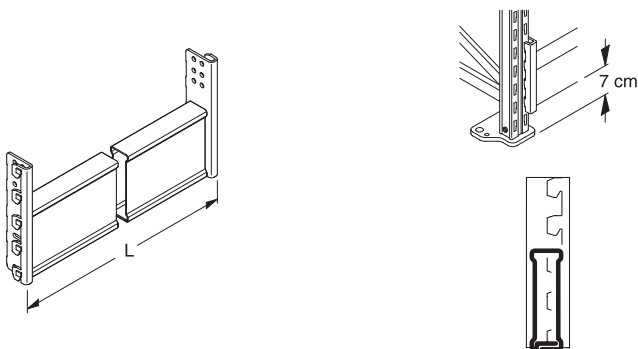


Z4277/Z4278

L	Size in cm	Item No.	Finish	Quantity per VE
125		223393	①	
133		223395	①	
200		223403	①	
250		223410	①	
266		223412	①	
300		223416	①	

Traverse bottom ITDL 130×40

Profile 130×40 mm, with lift-out preventer



Z4279/Z4076/Z4280

L	Size in cm	Item No.	Finish	Quantity per VE
125		223473	①	
133		223475	①	
200		223483	①	
250		223490	①	
266		223492	①	
300		223496	①	

B

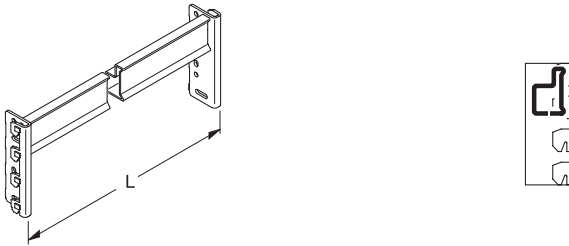
TRAVERSES

TegoTwo-in-One

Traverses for TegoTwo-in-One

Traverse top ARPL 60×40

ARP profile 60×40 mm, with lift-out preventer; for fitting perforated ARP shelves, shelving elements ARP and chipboards 22 mm.

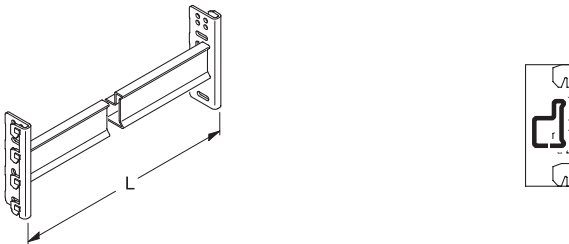


Z1774/Z1790

L	Size in cm	Item No.	Finish	Quantity per VE
125		292064	①	
133		292066	①	
200		292073	①	
250		292078	①	
266		292080	①	

Traverse centre ARPL 60×40

ARP profile 60×40 mm, with lift-out preventer; for fitting perforated ARP shelves, shelving elements ARP and chipboards 22 mm.

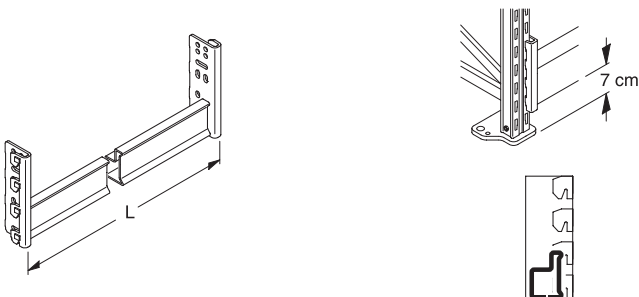


Z1775/Z1791

L	Size in cm	Item No.	Finish	Quantity per VE
125		292034	①	
133		292036	①	
200		292043	①	
250		292048	①	
266		292050	①	

Traverse bottom ARPL 60×40

ARP profile 60×40 mm, with lift-out preventer; for fitting perforated ARP shelves, shelving elements ARP and chipboards 22 mm.



Z1776/Z4076/Z1792

L	Size in cm	Item No.	Finish	Quantity per VE
125		292004	①	
133		292006	①	
200		292013	①	
250		292018	①	
266		292020	①	

B

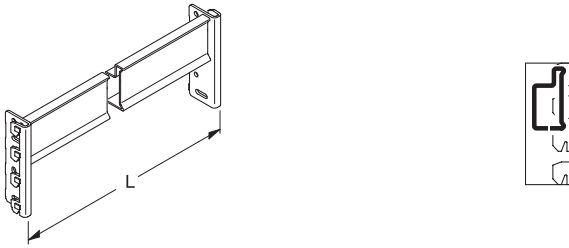
TRAVERSES

TegoTwo-in-One

Traverses for TegoTwo-in-One

Traverse top ARPL 80×40

ARP profile 80×40 mm, with lift-out preventer; for fitting perforated ARP shelves, shelving elements ARP and chipboards 22 mm.

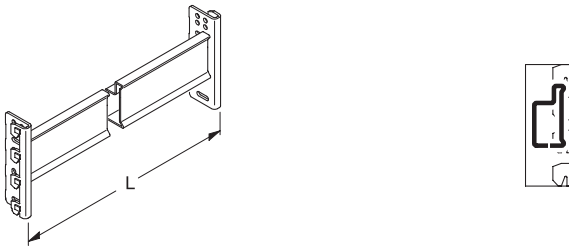


Z1777/Z1793

L	Size in cm	Item No.	Finish	Quantity per VE
125		292154	①	
133		292156	①	
200		292163	①	
250		292168	①	
266		292170	①	

Traverse centre ARPL 80×40

ARP profile 80×40 mm, with lift-out preventer; for fitting perforated ARP shelves, shelving elements ARP and chipboards 22 mm.

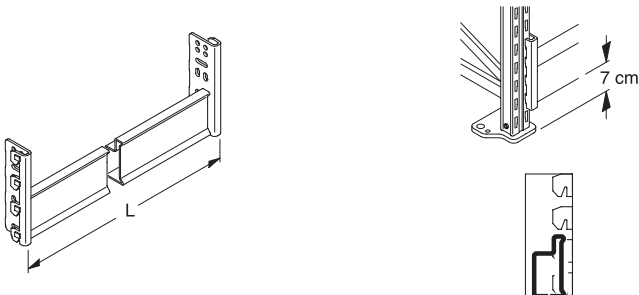


Z1778/Z1794

L	Size in cm	Item No.	Finish	Quantity per VE
125		292124	①	
133		292126	①	
200		292133	①	
250		292138	①	
266		292140	①	

Traverse bottom ARPL 80×40

ARP profile 80×40 mm, with lift-out preventer; for fitting perforated ARP shelves, shelving elements ARP and chipboards 22 mm.



Z1779/Z4076/Z1795

L	Size in cm	Item No.	Finish	Quantity per VE
125		292094	①	
133		292096	①	
200		292103	①	
250		292108	①	
266		292110	①	

B

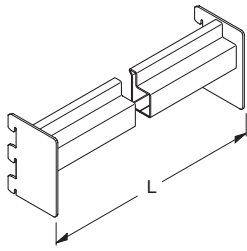
TRAVERSES

TegoTwo-in-One

Traverses for TegoTwo-in-One

Traverse centre / top ARPL 60×40 T6

ARP profile 60×40 mm, with lift-out preventer; for fitting perforated ARP shelves, shelving elements ARP and chipboards 22 mm, suitable for traverse centre ARPL 60×40 mm and traverse top ARPL 60×40 mm.



Z3671

L	Size in cm	Item No.	Finish	Quantity per VE
125		292362	①	
133		292363	①	
200		292365	①	
250		292368	①	
266		292369	①	

C

DEPTH CONNECTORS AND SHELVING ELEMENTS

TegoTwo-in-One

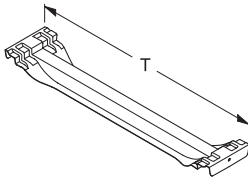
Depth connectors

FO depth connector recessed

for system CG 55×40; suitable for traverse width 40 mm and for chipboard 19 mm thick.

Note:

Permissible load per FO depth connector recessed with depth T 80 and depth T 115 = 440 kg.

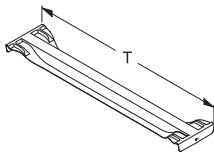


Z4074

T	Size in cm	Item No.	Finish	Quantity per VE
80		229150	51	
115		229151	51	

FO depth connector

for system CG 70×80; suitable for traverse width 40 mm and 50 mm.

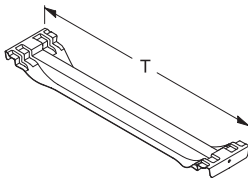
Note:Permissible load per FO depth connector with
Depth T 85 = 650 kg,
Depth T 105 = 490 kg,
Depth T 115 = 440 kg.

Z3974

T	Size in cm	Item No.	Finish	Quantity per VE
85		229121	51	
105		229122	51	
115		229123	51	

FO depth connector recessed

for system CG 70×80; suitable for traverse width 40 mm and for chipboard 22 mm thick.

Note:Permissible load per FO depth connector recessed with
Depth T 85 = 440 kg,
Depth T 105 = 440 kg,
Depth T 115 = 440 kg.

Z4074

T	Size in cm	Item No.	Finish	Quantity per VE
85		229140	51	
105		229141	51	
115		229142	51	

C

DEPTH CONNECTORS AND SHELVING ELEMENTS

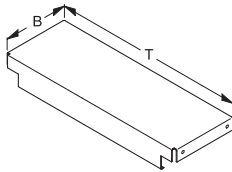
TegoTwo-in-One

Shelving elements

Shelving elements ARP

for System CG 55×40. Sheet steel, for insertion in traverse ARP.
(Suitable for traverse ARP 60×40 and ARP 80×40)

51 = zinc galvanized



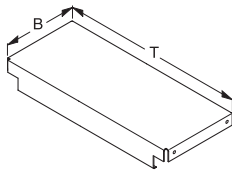
Z1786

T	Size in cm		Item No.	Finish		Quantity per VE
	T	B		①	51	
53 ¹⁾	18.7		207000	①	51	
53 ¹⁾	22.6		207010	①	51	
63 ²⁾	18.7		207001	①	51	
63 ²⁾	22.6		207011	①	51	
73 ³⁾	18.7		207002	①	51	
73 ³⁾	22.6		207012	①	51	
90 ⁴⁾	18.7		207003	①	51	
90 ⁴⁾	22.6		207013	①	51	
110 ⁵⁾	18.7		207004	①	51	
110 ⁵⁾	22.6		207014	①	51	
130 ⁶⁾	18.7		207005	①	51	
130 ⁶⁾	22.6		207015	①	51	
150 ⁷⁾	18.7		207006	①	51	
150 ⁷⁾	22.6		207016	①	51	

¹⁾ T 53 for stand depth 60²⁾ T 63 for stand depth 70³⁾ T 73 for stand depth 80⁴⁾ T 90 for stand depth 95⁵⁾ T 110 for stand depth 115⁶⁾ T 130 for stand depth 135⁷⁾ T 150 for stand depth 155**Shelving elements ARP**

for System CG 70×80. Sheet steel, for insertion in traverse ARP.
(Suitable for traverse ARP 60×40 and ARP 80×40)

51 = zinc galvanized



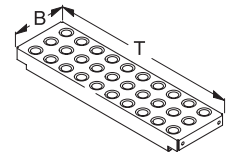
Z1787

T	Size in cm		Item No.	Finish		Quantity per VE
	T	B		①	51	
82 ¹⁾	18.7		207020	①	51	
82 ¹⁾	22.6		207025	①	51	
102 ²⁾	18.7		207021	①	51	
102 ²⁾	22.6		207026	①	51	
112 ³⁾	18.7		207022	①	51	
112 ³⁾	22.6		207027	①	51	

¹⁾ T 82 for stand depth 85²⁾ T 102 for stand depth 105³⁾ T 112 for stand depth 115**Perforated ARP shelf**

for systems CG 55×40. Steel shelf galvanized, perforated. For insertion in traverse ARP.
(Suitable for traverse ARP 60×40 and ARP 80×40)

51 = zinc galvanized



Z3668

T	Size in cm		Item No.	Finish		Quantity per VE
	T	B		①	51	
53 ¹⁾	18.7		207030	①	51	
53 ¹⁾	22.6		207040	①	51	
63 ²⁾	18.7		207031	①	51	
63 ²⁾	22.6		207041	①	51	
73 ³⁾	18.7		207032	①	51	
73 ³⁾	22.6		207042	①	51	
90 ⁴⁾	18.7		207033	①	51	
90 ⁴⁾	22.6		207043	①	51	
110 ⁵⁾	18.7		207034	①	51	
110 ⁵⁾	22.6		207044	①	51	
130 ⁶⁾	18.7		207035	①	51	
130 ⁶⁾	22.6		207045	①	51	

¹⁾ T 53 for stand depth 60²⁾ T 63 for stand depth 70³⁾ T 73 for stand depth 80⁴⁾ T 90 for stand depth 95⁵⁾ T 110 for stand depth 115⁶⁾ T 130 for stand depth 135

C

DEPTH CONNECTORS AND SHELVING ELEMENTS

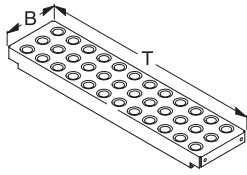
TegoTwo-in-One

Shelving elements

Perforated ARP shelf

for systems CG 70×80. Steel shelf galvanized, perforated. For insertion in traverse ARP.
(Suitable for traverse ARP 60×40 and ARP 80×40)

51 = zinc galvanized



T	Size in cm		Item No.	Finish	Quantity per VE
	T	B			
82 ¹⁾	18.7		207050	51	
82 ¹⁾	22.6		207055	51	
102 ²⁾	18.7		207051	51	
102 ²⁾	22.6		207056	51	
112 ³⁾	18.7		207052	51	
112 ³⁾	22.6		207057	51	

¹⁾ T 82 for stand depth 85

²⁾ T 102 for stand depth 105

³⁾ T 112 for stand depth 115

D

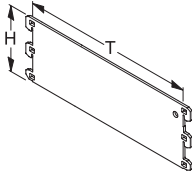
ACCESSORIES AND SAFEGUARD PARTS

TegoTwo-in-One

Accessories for TegoTwo-in-One

Spacer bracket

for TegoTwo-in-One, with lift-out preventer

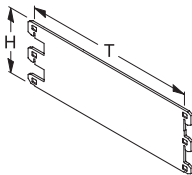


20650

Size in cm		Item No.	Finish	Quantity per VE
T	H			
10	12	201550	①	
15	12	201552	①	
20	12	201554	①	
30	12	201558	①	
40	12	201562	①	

Spacer bracket, recessed

for TegoTwo-in-One, with lift-out preventer; for subsequent detachment and suspension

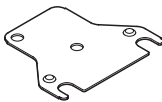


20651

Size in cm		Item No.	Finish	Quantity per VE
T	H			
10	12	201510	①	
15	12	201512	①	
20	12	201514	①	
30	12	201516	①	
40	12	201518	①	

Sheet metal underlay

for stand CG 55×40, for compensation of floor unevenness

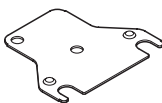


20917

Size in cm		Item No.	Finish	Quantity per VE
H				
0.15		206410	51	
0.20		206412	51	
0.60		206414	88	

Sheet metal underlay

for stand CG 70×80, for compensation of floor unevenness

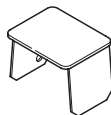


20917

Size in cm		Item No.	Finish	Quantity per VE
H				
0.15		200250	51	
0.20		200252	51	
0.60		200254	88	

Top cap for CG 55×40

Sheet steel



20932

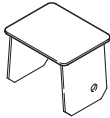
Size in cm		Item No.	Finish	Quantity per VE
		293400	①	

D

ACCESSORIES AND SAFEGUARD PARTS

TegoTwo-in-One

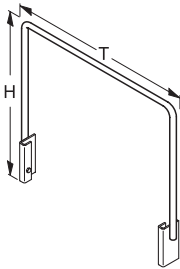
Accessories for TegoTwo-in-One

Top cap for CG 70x80
Sheet steel

20957

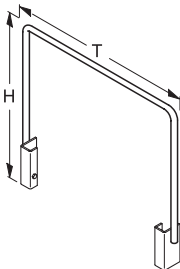
Size in cm		Item No.	Finish	Quantity per VE
		201889	①	

Safety accessories for TegoTwo-in-One

Tow bow
for stand CG 55x40. Tubular steel with fastening screws

20657

Size in cm		Item No.	Finish	Quantity per VE
T	H			
60	50	290462	①	
70	50	290463	①	
80	50	290460	①	
95	50	290464	①	
115	50	290461	①	

Tow bow
for stand CG 70x80. Tubular steel with fastening screws

20658

Size in cm		Item No.	Finish	Quantity per VE
T	H			
85	50	290554	①	
105	50	290556	①	
115	50	290551	①	

D

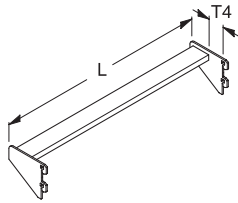
ACCESSORIES AND SAFEGUARD PARTS

TegoTwo-in-One

Safety accessories for TegoTwo-in-One

Push-through guard T 4

for TegoTwo-in-One, profile 50×20

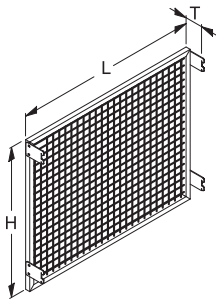


Z3675

L	Size in cm		Item No.	Finish	Quantity per VE
125			204404	①	
133			204406	①	
200			204413	①	
250			204418	①	
266			204420	①	

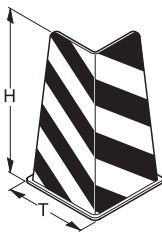
Back grating H 100

for TegoTwo-in-One, mesh size approx. 50×50 mm, wire diameter 3 mm



Z4333

L	Size in cm			Item No.	Finish	Quantity per VE
	T	H				
125	12	100		205100	①	
133	12	100		205102	①	
200	12	100		205104	①	
250	12	100		205106	①	
266	12	100		205108	①	

Bumper (corner)for fastening TegoTwo-in-One stands on the floor
(yellow / black)

Z0664

T	Size in cm		Item No.	Finish	Quantity per VE
	H				
18	40		201530	35	
18	60		201540	35	

Rigid fixation accessories (set)

for bumper (corner)

Size in cm		Item No.	Finish	Quantity per VE
		201532	37	

D

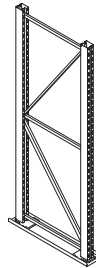
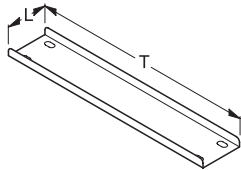
ACCESSORIES AND SAFEGUARD PARTS

TegoTwo-in-One

Safety accessories for TegoTwo-in-One

Load distribution shoe CG 55×40

Sheet steel, to reduce the specific floor load, for stand CG 55×40

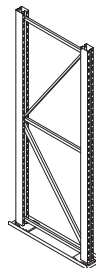
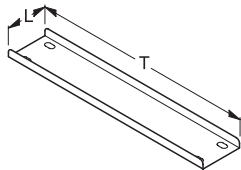


Size in cm		Item No.	Finish	Quantity per VE
L	T			
15	60	206682	41	
15	70	206684	41	
15	80	206686	41	
15	95	206690	41	
15	115	206692	41	

Z0665/Z0666

Load distribution shoe CG 70×80

Sheet steel, to reduce the specific floor load, for stand CG 70×80



Size in cm		Item No.	Finish	Quantity per VE
L	T			
16	85	201542	41	
16	105	201546	41	
16	115	201548	41	

Z0665/Z0666

Load sign DIN A4 Yellow

Important note: The load limits must be clearly marked by means of load signs on all TegoTwo-in-One shelving.
(Figure shows an example sign)

Size in cm		Item No.	Finish	Quantity per VE

* Note: Please state the required language on ordering.

Tegometall

Tegometall International Biberach GmbH
Biberacherstr. 7 | 82424 Lengenfeld
Geschäftsbereich Lagertechnik

Lieferdatum	Auftrags-Nr.	Ort	Bereich	
Ständertyp	Ständerhöhe cm	Ständerhöhe zwischen Ständerfüßen cm	Abstand Drahtabstand cm	
	Traversentyp	Typ 1	Typ 2	Typ 3
	Aufhängesystem			
	Art der Traversenbalken			
	zulässige EP-Last			
	zulässige Fachlast			
	zulässige Fachlast/m²			
	maximale lichte Fachhöhe			

Das Regal darf nicht durch Anstellkästen beansprucht werden.
 Angegebene Belastungen verstehen sich als gleichmäßig verteilte Last.
 Die Betriebs- und Montageanleitung ist unbedingt zu beachten.
 Veränderungen sind nur im Rahmen der oben genannten Maximalwerte zulässig.
 Regalbauweise konform mit DIN EN 12829.
 Regale nicht befeuchten, Reparaturen nur mit Hilfe zulässiger Arbeitmittel.
 Sämtliche Schäden sind dem Sicherheitsbeauftragten zu melden.

D

ACCESSORIES AND SAFEGUARD PARTS

TegoTwo-in-One

Safety accessories for TegoTwo-in-One

Load sign

Important note: The load sign on TegoTwo-in-One shelving with a compartment load of more than 200 kg or a bay load of more than 1000 kg must be clearly visible and permanently attached.
(Figure shows an example sign)



Size in cm	Item No.	Finish	Quantity per VE
	31030*		

* **Note:** Please state the required language on ordering.
1 DIN A4 sheet with 5 load signs each.

E

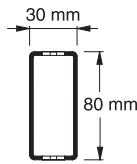
PARTS FOR INTEGRATION

TegoTwo-in-One

Parts for integration for TegoTwo-in-One

Upright 80×30 mm

H-slots on two sides, for shelving and gondolas

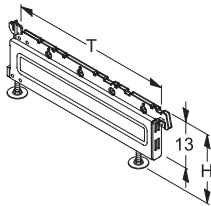


Z0016/Z0017

H	Size in cm	Item No.	Finish	Quantity per VE
180		111019	①	
200		111020	①	
220		111021	①	
240		111765	①	

Baseleg H 16

low version with 2 foot disks, height adjustable

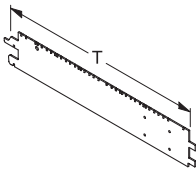


Z4292

T	H	Size in cm	Item No.	Finish	Quantity per VE
37	16		122402	①	
47	16		122404	①	
57	16		122406	①	
67	16		122408	①	

Single bearer (Pair)

for stand CG 55×40. Compatible with baselegs H 16. Sheet steel.

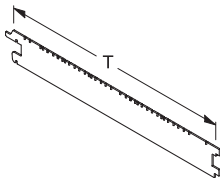


Z0615

T	Size in cm	Item No.	Finish	Quantity per VE
37 ¹⁾		208260	①	
47 ²⁾		208262	①	
57 ³⁾		208264	①	
67 ⁴⁾		208266	①	

¹⁾ Stand T 95, double-sided³⁾ Stand T 70²⁾ Stand T 60, stand T 115, double-sided⁴⁾ Stand T 80**Single bearer (Pair)**

for stand CG 55×40. Compatible with shelf brackets. Sheet steel.



Z0614

T	Size in cm	Item No.	Finish	Quantity per VE
37 ¹⁾		208250	①	
47 ²⁾		208252	①	
57 ³⁾		208254	①	
67 ⁴⁾		208256	①	

¹⁾ Stand T 95, double-sided³⁾ Stand T 70²⁾ Stand T 60, stand T 115, double-sided⁴⁾ Stand T 80

E

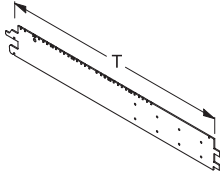
PARTS FOR INTEGRATION

TegoTwo-in-One

Parts for integration for TegoTwo-in-One

Single bearer (Pair)

for stand CG 70×80. Compatible with baselegs H 16. Sheet steel.

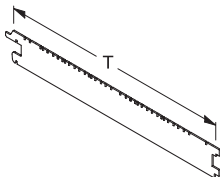


Z0676

T	Size in cm	Item No.	Finish	Quantity per VE
67 ¹⁾		208222	①	
87 ²⁾		208226	①	
97 ³⁾		208228	①	

¹⁾ Stand T 85²⁾ Stand T 105³⁾ Stand T 115**Single bearer (Pair)**

Sheet steel, for stand CG 70×80, suitable for shelf

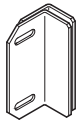


Z0614

T	Size in cm	Item No.	Finish	Quantity per VE
67 ¹⁾		208196	①	
87 ²⁾		208287	①	
97 ³⁾		208199	①	

¹⁾ Stand T 85²⁾ Stand T 105³⁾ Stand T 115**Fastening for plinth**

Sheet steel, suitable for single bearer, suitable for baseleg H 16, 1 set with screw accessories



Z1095

H	Size in cm	Item No.	Finish	Quantity per VE
8		208240	①	



INDEXES

TegoClassic

TegoClassic Index

A	
Acrylic insert	58
Angular shelf brackets for wooden and glass shelves.....	34
B	
Back panel clips.....	41
Back panel cover strip.....	40
Back panel GL, internal corner 45°	37
Back panel GL, internal corner 90°	37
Back panel GL, internal corner round 45°	36
Back panel GL, painted on both sides	36
Back panel GL, painted on one side	36
Back panel GL R25 / 50, painted on one side.....	68
Back panel RL, internal corner 45°	39
Back panel RL, internal corner 90°	39
Back panel RL, internal corner round 45°.....	39
Back panel RL, painted on both sides.....	38
Back panel RL, painted on one side.....	38
Back panel RL R25 / 50, painted on one side	69
Back panel safeguard.....	39
Back panel safeguard for grid 25	69
Back panel SL, painted on both sides	38
Back panel SL, painted on one side	37
Back wire grating.....	65
Back wire grating R30 for R25/50	70
Bar hook with end plate	60
Base draw unit H 10.....	33
Base draw unit H 18.....	33
Baseleg H 16	30
Baseleg H 16 without support	30
Baseleg H 26	31
Baseleg light-weight H 8	30
Base shelf support	30
Blister hook	44, 45, 47, 60
Border strip H 1.....	53
Border strip H 5.....	53
Bracket for fascia return	56
Brackets 3 H extra heavy duty	34
Brackets for wooden shelves	35
C	
Ceiling fixing 30x30 mm.....	28
Ceiling fixing 60x30 mm.....	28
Central panel clips.....	41
Clothes frame, straight	61
Connection bar	35
Connection bars for gondola end frame	61
D	
Divider for TEK wire baskets	62
Divider grid.....	54
Divider grid (glossy zinc-plated).....	54
Divider plain	51
Divider sheet H 5.5 quadrant	53
Divider sheet H 10 quadrant	53
Divider sheet H 15 quadrant	53
Divider with toothing.....	52
Dividing grid, close-meshed	64
Dividing strip	51
Double hinged hook.....	43
E	
End tap	27
Extension element with foot disk	28
F	
Fascia bracket H 20	56
Fascia H 20	56
Fascia return H 20.....	56
Filler plate	50
Foot disk.....	27
Foot disk with pin.....	27
Front glass.....	52
Front grid	54
Front grid (glossy zinc-plated)	54
G	
Glass supports for angular shelf brackets	35
Gondola cover strip	40
Grid shelf, close meshed with price ticket holder	62
Grid shelf PBE.....	63
Grid shelf with front and back groove.....	63
H	
Holder heavy type.....	43, 45, 47
Hook for blister packings	42
Hook-on bracket.....	59
Hook-on bracket with price ticket holder.....	70
L	
Label jacket	44
Lift-out preventers for shelf.....	50
Light box oblique.....	57
Lower soffit, shaped	57
Lower soffit, straight.....	57

INDEXES

TegoClassic

TegoClassic Index

Lower soffit, straight, T 20	57	Steel shelf	48
Low front strip	52	Steel shelf, external corner 45°	49
N		Steel shelf, external corner 90°	49
Notched shelf	50	Steel shelf, internal corner 45°	49
O		Steel shelf, internal corner 90°	49
Oval rear support bar 30x15 mm 1H R25	69	Steel shelf, internal corner round 45°	49
P		Subdivider	52, 58
Panel clip	42	T	
Panel clip for transverse panel	41	TEK wire basket	62
Perforated steel shelf	48	Tie-bar	25
PKE wire basket	64	Tool holder	44, 60
Plinth end	33	Tool holder for drilling machine	45
Plinth, external corner 45°	32	Tool holder, special	44
Plinth, external corner 90°	32	Top cap for upright 30x30 mm	26
Plinth, internal corner 45°	32	Top cap for upright 60x30 mm	26
Plinth, internal corner 90°	32	Top cap for upright 80x30 mm	27
Plinth, internal corner round 45°	31	Top caps for uprights	26
Plinth with imprint	31	U	
R		Upright 60x30 mm	23
Rear support bar 50x20 mm	59	Upright 80x30 mm R25	67
Retrofit flag	43	Upright 80x30 mm	24
Ridged rubber mat	51	Upright 110x30 mm	24, 25
S		Upright extension 60x30 mm	25
Scanning ticket strip H 4	55	Upright extension 80x30 mm	26
Scanning ticket strip H 4 PBE PKE	64	Upright extension 110x30 mm	26
Scanning ticket strip H 4 TEK	63	Uprights for gondola end frame	61
Screw accessories for angular shelf brackets	35	W	
Separator, without plate	59	Wall fixing brackets for uprights, adjustable	29
Separator, with plate	59	Wall fixing brackets for upright, top	29
Shelf brackets 2 H	34	Wall fixing brackets upright	28
Shelf brackets 3 H	34	Wall-mount upright	23
Shelving showcase unit, complete H 80	66		
Shelving showcase unit, complete H 180	66		
Single hinged hook	42		
Single hook	42		
Single hook with price ticket holder	71		
Single prong hook with label holder	60		
Slat-panel	46		
Slat-panel internal corner 90°	46		
Slat-panel with slit	46		
Sloping arm 30°	58		
Sloping arm end plates	58		
Standard bolt M 5x10 mm	45		

INDEXES

TegoTwo-in-One

TegoTwo-in-One Index

B			
Back grating H 100	106	Traverse centre ITDL 80x40	94
Baseleg H 16	109	Traverse centre ITDL 100x40	95
Bumper (corner)	106	Traverse centre ITDL 120x40	96
		Traverse centre ITDL 130x40	97
		Traverse centre / top ARPL 60x40 T6	100
F		Traverse top ARPL 60x40	98
Fastening for plinth	110	Traverse top ARPL 80x40	99
Fixing parts C 55x40, continuation	91	Traverse top ITDL 80x40	94
Fixing parts CG 55x40, begin	90	Traverse top ITDL 100x40	95
Fixing parts CG 70x80, begin	92	Traverse top ITDL 120x40	96
Fixing parts CG 70x80, continuation	93	Traverse top ITDL 130x40	97
FO depth connector	101		
FO depth connector recessed	101	U	
		Unscrewed stand, CG 55x40 for	
L		integration on both sides	89
Load distribution shoe CG 55x40	107	Unscrewed stand, CG 55x40	89
Load distribution shoe CG 70x80	107	Unscrewed stand, CG 70x80	91
Load sign	108	Upright 80x30 mm	109
Load sign DIN A4 Yellow	107		
P			
Perforated ARP shelf	102, 103		
Push-through guard T 4	106		
R			
Rigid fixation accessories	106		
S			
Screw-on section 80x22.5 mm	90		
Screw-on section 80x26.5 mm	92		
Sheet metal underlay	104		
Shelving elements ARP	102		
Single bearer	109, 110		
Spacer bracket	104		
Spacer bracket, recessed	104		
T			
Top cap for CG 55x40	104		
Top cap for CG 70x80	105		
Tow bow	105		
Traverse bottom ARPL 60x40	98		
Traverse bottom ARPL 80x40	99		
Traverse bottom ITDL 80x40	94		
Traverse bottom ITDL 100x40	95		
Traverse bottom ITDL 120x40	96		
Traverse bottom ITDL 130x40	97		
Traverse centre ARPL 60x40	98		
Traverse centre ARPL 80x40	99		

IMPRINT

Tegometall

Tegometall International Sales GmbH
Industriestrasse 7
8574 Lengwil
Switzerland

Telephone +41 (0)71 686 93 00

info@tegometall.com
www.tegometall.com

Drawings and illustrations are without commitment.

Our current General Terms of Sale, Delivery and Payment apply with the respective addition.

Colour differences are possible. We reserve the right to make technical changes without notice in the interests of continued development.

Our previous catalogues and components price lists are hereby cancelled.

Essential components of our product range are legally protected in Germany and abroad.

Copyright © 2023
Tegometall International Sales GmbH
(called Tegometall in the following)
All rights reserved.

All illustrations are the property of Tegometall. All illustrations and descriptions, including all trademarks and symbols, are protected by copyright and other industrial property right laws. Any reproduction, distribution or publication, including on the internet or any other use, is prohibited. The content may not be reproduced, passed on and/or used without the prior written consent of Tegometall.



Management
Head Office Lengwil (CH)

Administration
Konstanz (DE)

Production
Lengwil (CH)
Krauchenwies (DE, shopfitting)
Sauldorf (DE, storage technology, coil slitting)
Grantham (GB)
Šentjur (SI)
Pniewy (PL)

Sales
Lengwil (CH)
Nottinghamshire (GB)
Forbach (FR)
Šentjur (SI)
Pniewy (PL)

Logistics
Krauchenwies (DE, logistic centre)
Grantham (GB)
Nottinghamshire (GB)
Forbach (FR)



Head office in Switzerland

Tegometall International Sales GmbH
Industriestrasse 7
CH-8574 Lengwil

Telefon: +41 71 686 93 00

E-Mail: Sales@tegometall.com

Sales location in Slovenia

Tegometall oprema trgovin d.o.o.
Cesta Kozjanskega odreda 29
SI – 3230 Šentjur

Telefon: +386 3 746 32 44

E-Mail: Sales-SI@tegometall.com

Sales location in France

Tegometall France S.A.R.L
Eurozone Forbach Nord
1 rue Jules Verne
Fr-57600 Forbach

Telefon: +33 3 87 88 87 70

E-Mail: Sales-FR@tegometall.com

Sales location in Great Britain

Tegometall UK – Millcourt
Tegometall House /10 Meadowbank Way
Eastwood / Nottinghamshire / NG16 3SB

Telefon: +44 1773 711 322

E-Mail: Sales-UK@tegometall.com

Sales location in Poland

Tegometall WSP Polska Sp. z o.o.
ul. Konińska 26
PL 62-045 Pniewy

Telefon: +48 61 29 10 597

E-Mail: Sales-PL@tegometall.com





Tegometall
www.tegometall.com

Switzerland – Germany – Slovenia – France – United Kingdom – Poland